



## GLO-RAY® DESIGNER PORTABLE HEATED SHELVES

Models GR2S-24, -30, -36, -42, -48, -54, -60, -66, -72

Hatco Glo-Ray® *Designer* Portable Heated Shelves use a blanket heating element to extend the holding time of food while keeping it at optimum serving temperatures. Perfect for when a heated workspace is needed, or for extra base heat in a pass-through or buffet area. The modern design is perfect for front-of-the-house use. *Designer* powdercoating blends these units with the décor while providing a durable, easy-to-clean surface.

### FLEXIBILITY


Ideal for holding hot food at kitchen work areas, waitress pick-up stations, or customer serving points.

The *Designer* series warmers come standard with black inset panels. Choose from six other color options to blend the warmer with any décor, or chose a unit in one of seven solid colors.

### QUALITY

The following features assure the finest performance for years to come:

- Thermostatically-controlled hardcoated heated base extends the holding times of most food.
- Available in *Designer* colors: Warm Red, Black, Gray Granite, White Granite, Navy Blue, Hunter Green, and Antique Copper.
- Available in heated surface widths from 23.75" to 71.75" (603-1822 mm) and overall widths of 30.25" to 78.25" (768-1988 mm).
- Portable – a 6' (1829 mm) cord and plug set allow heat to be placed where it is needed the most.



Model GR2S-30 with *Designer* color inset panels and accessory food pans



GR2S-36 with *Designer* color inset panels and accessory food pans

BLANKET ELEMENTS GUARANTEED AGAINST  
BURNOUT AND BREAKAGE FOR ONE YEAR.



ANSI/NSF 4

HATCO CORPORATION P.O. Box 340500 Milwaukee, WI 53234-0500 U.S.A.  
(800) 558-0607 • (414) 671-6350 • Fax (800) 543-7521 • Int'l. Fax (414) 671-3976  
[www.hatcocorp.com](http://www.hatcocorp.com) • E-mail: [equipsales@hatcocorp.com](mailto:equipsales@hatcocorp.com)

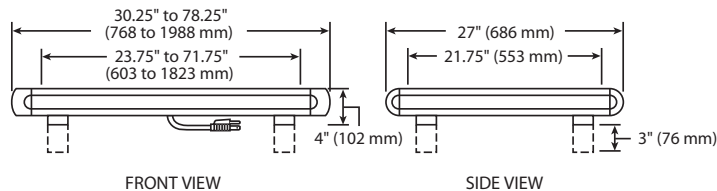
Form No. GR2S Spec Sheet

Printed in U.S.A.  
April 2009



# GLO-RAY® DESIGNER PORTABLE HEATED SHELVES

Models GR2S-24, -30, -36, -42, -48, -54, -60, -66, -72



## SPECIFICATIONS

Model <sup>▲</sup>	Watts	Width	Shipping Weight
GR2S-24	350	30.25" ( 768 mm)	32 lbs. (15 kg)
GR2S-30 <sup>*</sup>	450	36.25" ( 921 mm)	39 lbs. (18 kg)
GR2S-36	550	42.25" (1073 mm)	42 lbs. (19 kg)
GR2S-42 <sup>†</sup>	600	48.25" (1226 mm)	51 lbs. (23 kg)
GR2S-48 <sup>†</sup>	700	54.25" (1378 mm)	55 lbs. (25 kg)
GR2S-54 <sup>†</sup>	800	60.25" (1530 mm)	59 lbs. (27 kg)
GR2S-60 <sup>†</sup>	900	66.25" (1683 mm)	64 lbs. (29 kg)
GR2S-66 <sup>†</sup>	1000	72.25" (1835 mm)	68 lbs. (31 kg)
GR2S-72 <sup>†</sup>	1100	78.25" (1988 mm)	74 lbs. (34 kg)

▲ When no color is specified, *Designer* color inset panels will be black.

\* Indicates models that accommodate multiple food pans: 30" (762 mm) = 2 pans, 42" (1067 mm) = 3 pans, 54" (1372 mm) = 4 pans, and 66" (1676 mm) = 5 pans.

† NSF requires units over 36" (914 mm) in width or weighing more than 80 lbs. (36 kg) to be either sealed, or raised on the installation surface with the 4" (102 mm) legs included.

## DIMENSIONS

30.25"-78.25"W x 27"D x 4"H\* (768-1988 x 686 x 102 mm).

Heated Surface: 23.75"-71.75"W x 21.75"D (603-1822 x 552 mm).

\* Add 3" (76 mm) to height when using 4" (102 mm) legs.

## VOLTAGE

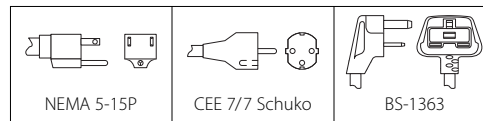
120 volts, single phase only (uses NEMA 5-15P).

Export voltages available.

## CORD LOCATION

Center of bottom on control side.

## PLUG CONFIGURATIONS



## OPTIONS (NOT FOR RETROFIT)

- ☐ Unit and Inset Panel *Designer* Colors: Warm Red, Black, Gray Granite, White Granite, Navy Blue, Hunter Green, Antique Copper
- ☐ Dark Gray *Designer* Corner Caps (Black is standard)

## ACCESSORIES

- ☐ 4" (102 mm) *Designer* Legs (Standard on units GR2S-42 and larger)
- ☐ Stainless Steel Food Pans
- ☐ Wire Trivets – Stainless Steel or Plated

## PRODUCT SPECS

### *Designer* Portable Heated Shelf

The *Designer* Portable Heated Shelf shall be a Glo-Ray® Model ... as manufactured by the Hatco Corporation, Milwaukee, WI 53234 U.S.A.

With 24/7 service (U.S. and Canada only), the Shelf shall be rated at ... watts, ... volts, and be ... inches (millimeters) in overall width. It shall

consist of a thermostatically-controlled heated base, *Designer* color inset panels, and a cord with plug attached.

Accessories shall include stainless steel food pans, wire trivets, and 4" (102 mm) *Designer* legs.