

BUNN®

SmartWAVE® Low Profile Combo Coffee & Tea Brewer

Low-profile brewer featuring SmartWAVE technology, simple operation, and flexible server options

16.9" x 9.71" x 17.21"
(43cm x 22.2cm x 43.5cm)

Medium Volume
62 8oz (236mL) cups/hour*



- Ideal for office and small business environments
- Brews 62 8oz (236mL) coffee cups per hour; iced tea: 35oz concentrate, 90oz dilution
- Brew into 1.9L thermal carafe using the slide-out booster tray
- SmartWAVE technology increases turbulence in the brew funnel
- Adjustable legs to accommodate up to 3.0L* lever action and 2.5L push button BUNN airpots and thermal servers (see usage table)
- Easily transportable airpots, carafes and thermal servers are available separately
- Ensures coffee brew quality with cold brew lock out capability
- SplashGard® tea and coffee funnels included
- Four-digit LED read-out for simple programming of coffee, tea concentrate and dilution
- Utilize the same LED read-out for brewer status (Ready, Heating, Brewing)
- BrewMETER® and pulse brew routines to adjust flavor profile corresponding with the BrewMETER (1-14) for coffee and tea

*Recommended batch size: 2.5L or less

 **Airpots, carafes and thermal servers sold separately**



RESPECT EARTH® COMPONENTS

- Energy-saver mode reduces tank temperature during idle periods.

RELATED PRODUCTS

30200.1000	Easy Clear® EQ-17-TL
30201.1001	Easy Clear® ED-17-TL
20115.0000	Paper Filters
Coffee Servers:	
28696.0002	2.2L Push-Button Airpot
13041.0001	2.5L Push-Button Airpot
28696.0002	2.2L Lever-Action Airpot
32130.0000	3.0L Lever-Action Airpot
36029.0001	Deluxe 1.9L Carafe
40163.0000	Economy 1.9L Carafe
39430.0000	1.9L Thermal Pitcher
45882.0003	2.5L Thermal Server

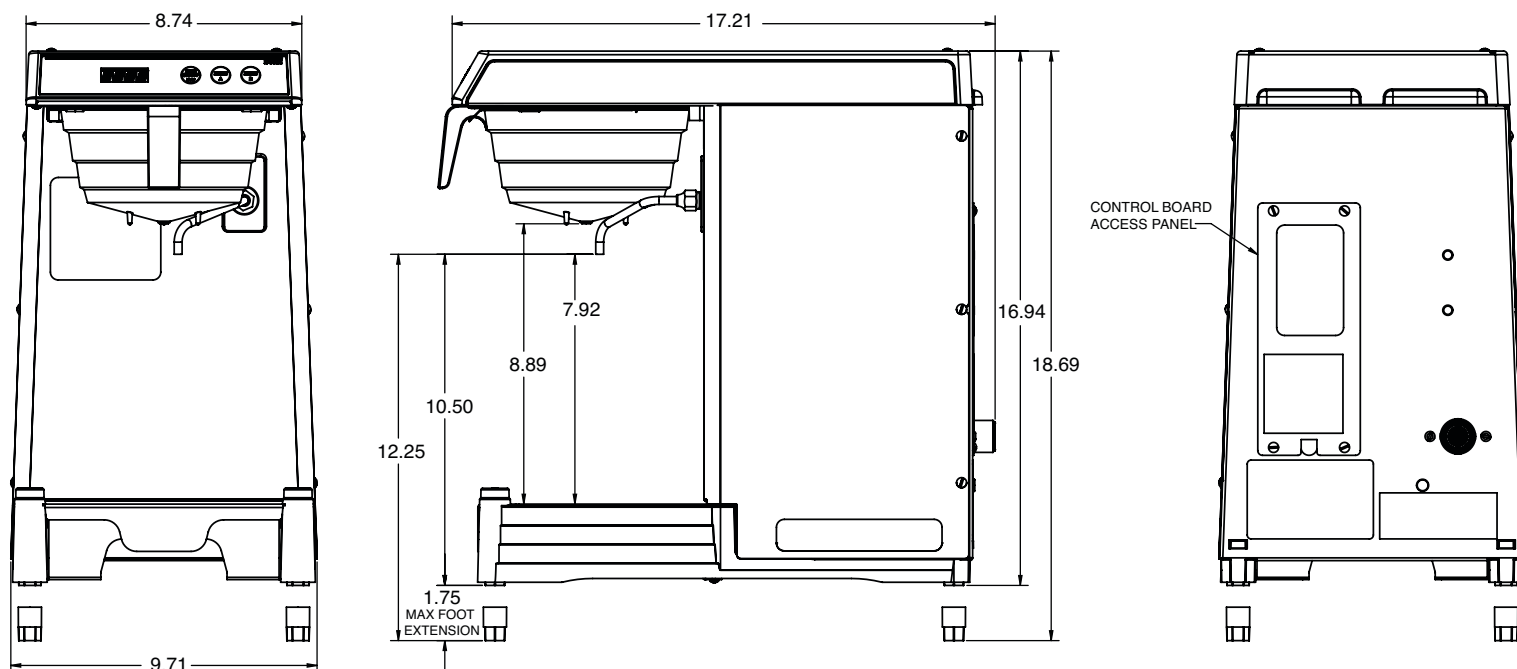


Description					Capacity*	Electrical Requirements					Shipping		Agency
Model	Product #	Series	Funnel	Spray Head Type	8oz cups/hr 236mL cups/hr	Volts	Amps	Watts	Cord Attached	Plug Type	Ft³ M³	lbs kgs	Listing
WAVE Combo	39900.0020	standard	plastic	one piece	62	120	11.3	1350	yes	NEMA 5-15P	2.5 .07	24.5 11.1	 
Compatible dispensers - 2.5L - 3.0L lever-action airpots, 2.2L - 2.5L push-button airpots, 1.9L thermal carafes, 1.9L thermal pitcher, 2.5L thermal server													

*Capacity: based upon incoming water temp of 60°F (140°F rise) per 1/2gal brew time of 4 minutes

www.bunn.com/products/thermal/wave_combo.html

A3.16a
07/14



CAD Formats Available

2D Revit KCL

✓

Electrical Requirements

Volts Phase # Wires plus Ground Hertz

120 1 2 60

Plumbing Requirements

PSI Fitting Supplied Water Flow Required (GPM)

20-90 1/4" male flare

Coffee: Airpot/Carafe/Pitcher Usage Table

Brewer Position	Product #	Model	Brewer Height	Approx. Adjustment
Utilizing thermal carafe tray	36029.0001	1.9L deluxe thermal carafe	16.9"	N/A
Utilizing thermal carafe tray	40163.0000	1.9L economy thermal carafe	16.9"	N/A
LP feature (lowest)	39430.0000	1.9L thermal pitcher	16.9"	N/A
LP feature (lowest)	32125.0000	2.5L lever-action airpot	16.9"	N/A
Extend legs	32130.0000	3.0L lever-action airpot	17.5"	.6"
Extend legs	28696.0002	2.2L push-button airpot	18"	1"
Extend legs	13041.0001	2.5L push-button airpot	18.5"	1.5"
Extend legs	45882.0003	2.5L thermal server	18.5"	1.5"

RECOMMENDED WARRANTY PARTS

To see illustrated parts manuals, visit bunn.com/support/manuals

39658.1002 CBA, WAVE 120V ROHS
 39955.1000 CBA, WAVE DISPLAY ROHS
 40298.0000 LED, RED-GREEN
 38855.0001 PROBE ASSY, TEMP WHT PIN1 7.75
 38855.1001 KIT, PROBE ASSY TEMP WHT PIN1 7.75
 40288.0000 LEVEL PROBE
 40288.1000 KIT, LIQUID LEVEL PROBE-WAVE
 38316.1000 AIR PUMP ASSY, WITH LEADS
 01085.0002 VALVE, SOLENOID 120V (KIP)
 39984.1000 VALVE, VENT W/CABLE TIES
 39984.1001 VALVE, VENT W/CABLE TIES
 40693.1000 INLET VLV ASSY, 120V W/FLO CTL
 42025.0000 KIT, 120V VALVE AND LIT
 22300.0222 STRAINER/FLOW CONT AY, .222GPM
 40309.0000 SWITCH, 3 POSITION BLACK
 40310.0000 SWITCH, 2 POSITION BLACK
 40763.0001 SWITCH, TOGGLE DPST
 39294.1002 TANK HEATER KIT, 1320 120V
 29329.1000 LIMIT THERMOSTAT KIT