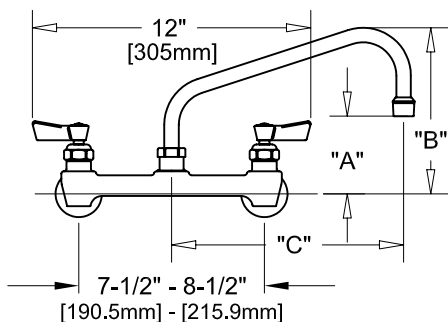
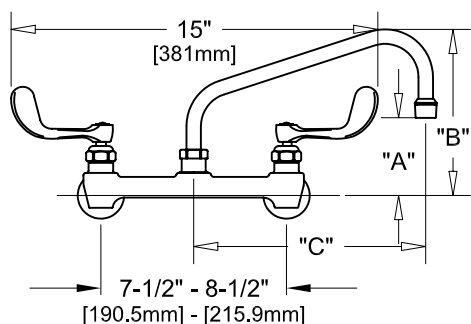


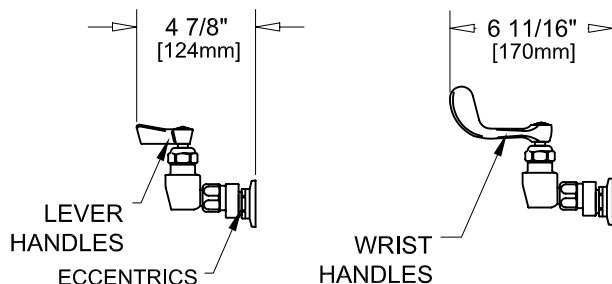
7-1/2" - 8-1/2" ADJ. WALL W/ LEVER HANDLES



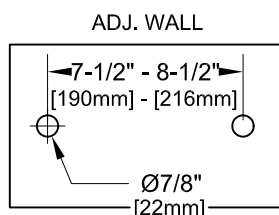
7-1/2" - 8-1/2" ADJ. WALL W/ WRIST HANDLES



7-1/2" - 8-1/2" ADJ. WALL



ROUGH-IN:



ANSI/A112.18.1-2005

PRODUCT NAME: STAINLESS STEEL  
7-1/2" - 8-1/2" ADJUSTABLE WALL FAUCET

## MODEL:

- ☐ 53104 W/ 6" SWING SPOUT W/ LEVER HANDLES
- ☐ 53112 W/ 8" SWING SPOUT W/ LEVER HANDLES
- ☐ 53120 W/ 10" SWING SPOUT W/ LEVER HANDLES
- ☐ 53139 W/ 12" SWING SPOUT W/ LEVER HANDLES
- ☐ 53147 W/ 14" SWING SPOUT W/ LEVER HANDLES
- ☐ 53155 W/ 16" SWING SPOUT W/ LEVER HANDLES
- ☐ 57452 W/ 6" SWING SPOUT W/ WRIST HANDLES
- ☐ 57460 W/ 8" SWING SPOUT W/ WRIST HANDLES
- ☐ 57479 W/ 10" SWING SPOUT W/ WRIST HANDLES
- ☐ 57487 W/ 12" SWING SPOUT W/ WRIST HANDLES
- ☐ 57495 W/ 14" SWING SPOUT W/ WRIST HANDLES
- ☐ 57509 W/ 16" SWING SPOUT W/ WRIST HANDLES

## FEATURES

## CONTROL VALVE

- \* 7-1/2" - 8-1/2" ADJUSTABLE WALL MOUNT
- \* ECCENTRICS
- \* STAINLESS STEEL CONSTRUCTION
- \* SWIVELLING SEAT DISKS
- \* HOT SIDE STEM - RIGHT HAND
- \* COLD SIDE STEM - LEFT HAND
- \* LEVER HANDLES OR WRIST HANDLES
- \* SWING SPOUT

## SYSTEM LIMITS

- \* TEMP: 40°F MIN. TO 140°F MAX.

## SHIPPING WEIGHT

- \* 5.0 LBS

\* NSF 61-9 APPROVED &amp; LISTED

[www.truesdail.com](http://www.truesdail.com)

MODELS	DIM "A"	DIM "B"	DIM "C"
53104 57452	2-1/4" [57mm]	5-7/8" [149mm]	6" [152mm]
53112 57460	2-1/2" [64mm]	6-3/8" [162mm]	8" [204mm]
53120 57479	3-1/8" [79mm]	6-7/8" [175mm]	10" [254mm]
53139 57487	3-3/4" [95mm]	7-3/8" [187mm]	12" [305mm]
53147 57495	4-3/8" [111mm]	8-1/4" [210mm]	14" [356mm]
53155 57509	5" [127mm]	8-7/8" [225mm]	16" [406mm]

# FISHER

FISHER MANUFACTURING COMPANY

TOLL FREE: 800-421-6162 - FAX: 800-832-8238

information@fisher-mfg.com - [www.fisher-mfg.com](http://www.fisher-mfg.com)