

APPLICATION:

PRODUCT NAME:

## 4" C/C DECK FAUCET

JOB NAME:

☐ \_\_\_\_\_ SPECIAL CONFIGURATION  
(CHECK BASE MODEL AND OPTIONS)

QUANTITY:

ITEM NO.:

MODEL:

- ☐ 3510 W/ 6" SWING SPOUT  
☐ 3511 W/ 8" SWING SPOUT  
☐ 3512 W/ 10" SWING SPOUT  
☐ 3513 W/ 12" SWING SPOUT  
☐ 3514 W/ 14" SWING SPOUT  
☐ 1635 W/ 16" SWING SPOUT

OPTIONS OR MODIFICATIONS:

- ☐ SUPPLY LINES (24" OR 36") CIRCLE LENGTH  
☐ DJ SUB-ASSY (7-1/4" OR 13") CIRCLE LENGTH  
☐ VANDAL RESISTANT KIT  
☐ HANDLES (CROSS OR WRIST) CIRCLE STYLE  
☐ OTHER \_\_\_\_\_

FEATURES:

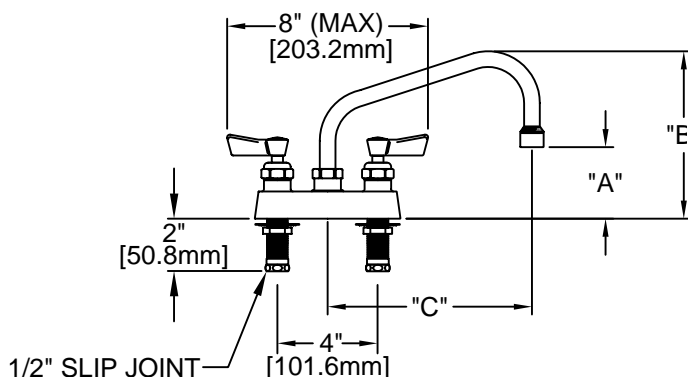
- \* 4" C/C DECK MOUNT
- \* SWIVELING SEAT DISKS
- \* HOT SIDE STEM - RIGHT HAND
- \* COLD SIDE STEM - LEFT HAND
- \* STAINLESS STEEL SEATS
- \* STAINLESS STEEL SEAT SCREWS
- \* STAINLESS STEEL HANDLE SCREWS
- \* 1/2" SLIP JOINT KIT

SYSTEM LIMITS

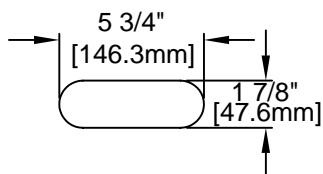
- \* TEMP: 40°F MIN. TO 140°F MAX.
- \* PRESSURE 200 PSI MAX. STATIC
- \* 2.20 GPM AT 80 PSI

SHIPPING WEIGHT

\*4.75 LBS

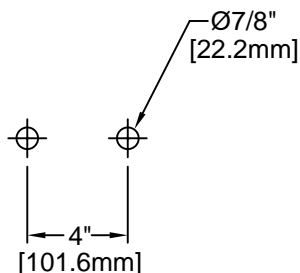


FOOTPRINT:



MODEL	DIM "A"	DIM "B"	DIM "C"
3510	2-3/8" [60.3mm]	6" [152.4mm]	6" [152.4mm]
3511	2-5/8" [66.7mm]	6-1/2" [165.1mm]	8" [203.2mm]
3512	3-1/4" [82.6mm]	7" [177.8mm]	10" [254.0mm]
3513	3-7/8" [98.4mm]	7-1/2" [190.5mm]	12" [304.8mm]
3514	4-1/2" [114.3mm]	8-3/8" [212.7mm]	14" [355.6mm]
1635	5-1/8" [130.2mm]	9" [228.6mm]	16" [406.4mm]

ROUGH-IN:



ANSI/A112.18.1M, ANSI/NSF 61.9

# FISHER

FISHER MANUFACTURING COMPANY  
 TOLL FREE: 800-421-6162 - FAX: 800-832-8238  
 information@fisher-mfg.com - www.fisher-mfg.com