

APPLICATION:

PRODUCT NAME:

8" C/C DECK FAUCET

JOB NAME:

☐ SPECIAL CONFIGURATION
☐ CHECK BASE MODEL AND OPTIONS

QUANTITY:

ITEM NO.

MODEL:

- ☐ 3310 WITH 6" SWING SPOUT
☐ 3311 WITH 8" SWING SPOUT
☐ 3312 WITH 10" SWING SPOUT
☐ 3313 WITH 12" SWING SPOUT
☐ 3314 WITH 14" SWING SPOUT
☐ 1627 WITH 16" SWING SPOUT

OPTIONS OR MODIFICATIONS:

- ☐ SUPPLY LINES (24" OR 36") CIRCLE LENGTH
☐ DJ SUB-ASSY (7-1/4" OR 13") CIRCLE LENGTH
☐ HANDLES (CROSS OR WRIST) CIRCLE STYLE
☐ VANDAL RESISTANT KIT
☐ OTHER _____

FEATURES

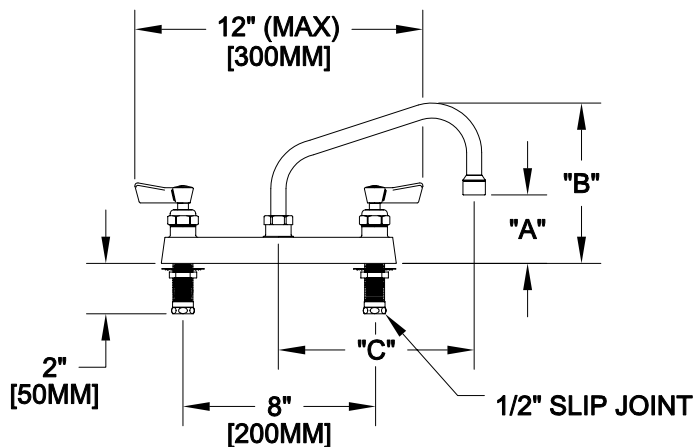
- * 8" C/C DECK MOUNT
- * SWIVELLING SEAT DISKS
- * HOT SIDE STEM - RIGHT HAND
- * COLD SIDE STEM - LEFT HAND
- * STAINLESS STEEL SEATS
- * STAINLESS STEEL SEAT SCREWS
- * STAINLESS STEEL HANDLE SCREWS
- * 1/2" SLIP JOINT

SYSTEM LIMITS

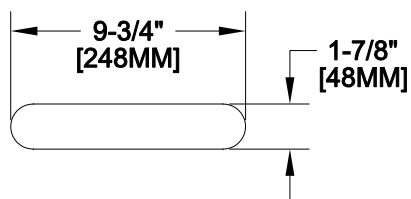
- * TEMP: 40°F MIN. TO 140°F MAX.
- * PRESSURE: 200 PSI MAX. STATIC
- * 2.20 GPM AT 80 PSI

SHIPPING WEIGHT

- * 5.5 LBS

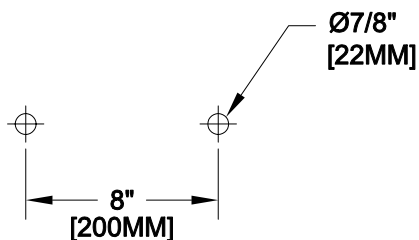


FOOTPRINT:



MODEL	DIM "A"	DIM "B"	DIM "C"
3310	2-3/8" [60MM]	6" [150MM]	6" [150MM]
3311	2-5/8" [66MM]	6-1/2" [165MM]	8" [200MM]
3312	3-1/4" [83MM]	7" [177MM]	10" [250MM]
3313	3-3/4" [98MM]	7-1/2" [188MM]	12" [300MM]
3314	4-5/8" [115MM]	8-3/8" [212MM]	14" [350MM]
1627	5-1/8" [131MM]	9" [228MM]	16" [400MM]

ROUGH-IN:



ANSI/A112.18.1M

FISHER

FISHER MANUFACTURING COMPANY

TOLL FREE: 800-421-6162 - FAX: 800-832-8238

information@fisher-mfg.com - www.fisher-mfg.com