

## CODE NUMBER

3370421

## DESCRIPTION

1.28 gpf, Polished Chrome Finish, Fixture Connection Top Spud, Single Flush, Hardwired, ECOS® Exposed Sensor Hardwired Water Closet Flushometer.

## DETAILS

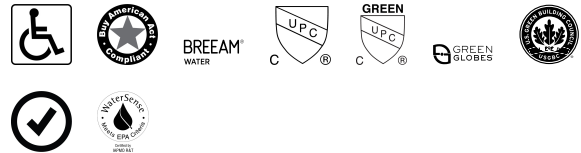
- Flush Volume: 1.28 gpf (4.8 Lpf)
- Finish: Polished Chrome (CP)
- Power Type: Hardwired (HW)
- Valve: Diaphragm
- Valve Body Material: Semi-red Brass
- Fixture Type: Water Closet
- Fixture Connection: Top Spud
- Rough-In Dimension: 11 ½" (292mm)
- Spud Coupling: 1 ½" (38mm)
- Supply Pipe: 1" (25mm)

## FEATURES

- Includes standard 18" electrical cable
- User friendly three (3) second Flush Delay
- Sweat solder adapter with cover tube and cast wall flange with set screw
- Infrared Sensor with Multiple-focused, Lobular Sensing Fields for high and low target detection
- Fixed Metering Bypass and No External Volume Adjustment to Ensure Water Conservation
- Flex Tube Diaphragm designed for improved life and reduced maintenance
- Engineered Metal Cover with replaceable Lens Window
- Line Powered with 6 VAC Step Down Transformer
- Free Spinning, Vandal Resistant Stop Cap
- ADA Compliant Sloan ECOS® Electronic Line Powered Infrared Sensor for automatic "No Hands" operation
- 1" I.P.S. Screwdriver Bak-Chek® Angle Stop
- Courtesy Flush® Override Button
- High Chloramine Resistant PERMEX® Synthetic Rubber DFB Dual Filtered Bypass Diaphragm
- Diaphragm, Stop Seat and Vacuum Breaker to be molded from PERMEX® rubber compound for Chloramine resistance



## COMPLIANCES & CERTIFICATIONS



(ADA Compliant, BAA Compliant, BREEAM Water Credit, cUPC Certified, cUPC Green Certified, Green Globes Water Credit, LEED V4 Water Efficiency Credit, Satisfies LEED Credits, WaterSense Listed)

## RECOMMENDED SPECIFICATION

Valve Body, Cover, Tailpiece and Control Stop shall be in conformance with ASTM Alloy Classification for Semi- Red Brass. Valve shall be in compliance with the applicable sections of ASSE 1037 and ANSI/ASME 112.19.2.

## ELECTRICAL SPECIFICATIONS

- Transformers (specify separately):
  - 0345095 / 1 Flushometer per transformer (plug-in)
  - 0345125 / 6 Flushometers per transformer (box mount)

## VALVE OPERATING PRESSURE (FLOWING)

15–80 PSI (103–552 kPa). Specific fixtures may require greater minimum flowing pressure - consult manufacturer requirements.

## DOWNLOADS

- [ECOS Hardwire Installation Instructions](#)
- [ECOS Single Flush HW Flushometer and Retrofit](#)
- [ECOS HW Repair and Maintenance Guide](#)
- [Control Stop Repair and Maintenance Guide](#)
- [Flush Connections Flanges Repair and Maintenance Guide](#)
- [Tail Piece Repair and Maintenance Guide](#)
- [Additional Downloads](#)

## NOTES

All information contained within this document subject to change without notice.

Looking for other variations of the ECOS 111 product? [View the](#)

**Sloan 10500 Seymour Ave, Franklin Park, IL 60131**

Phone: 800.982.5839 • Fax: 800.447.8329 • [sloan.com](http://sloan.com)

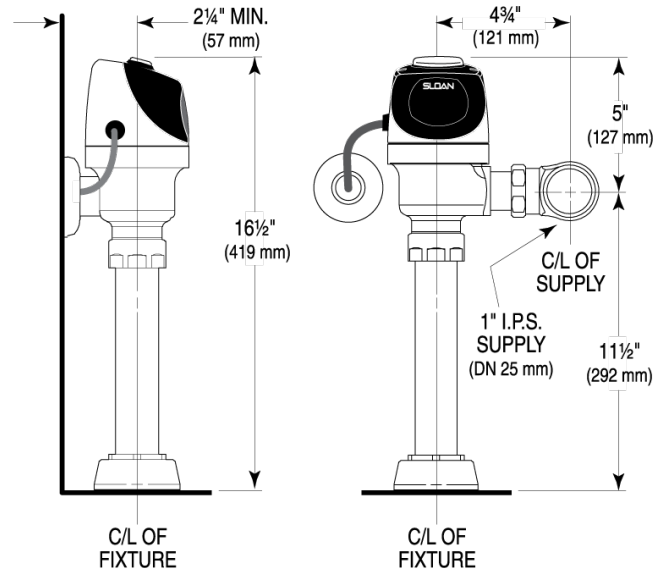
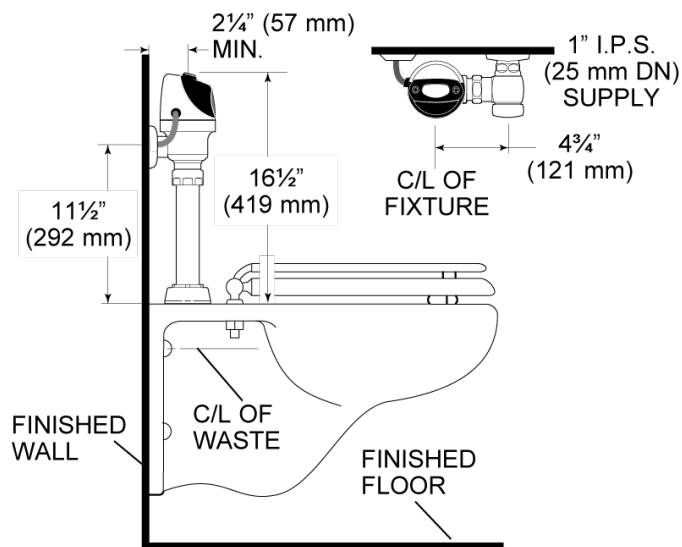
[general spec sheet with all options.](#)

[Find a compatible urinal](#) for this flushometer.

[Find a compatible water closet](#) for this flushometer.

WaterSense compliant when used with a WaterSense compliant fixture

**ROUGH-IN**



**Sloan 10500 Seymour Ave, Franklin Park, IL 60131**

Phone: 800.982.5839 • Fax: 800.447.8329 • [sloan.com](http://sloan.com)