



BEVERAGE-AIR

Project: _____
Item: _____
Location: _____
Approved: _____

AIA#

SIS#

SPE27HC SANDWICH PREP: DUAL SIDED MEGA TOP

FOOD PREPARATION TABLES

**SPE27HC Sandwich Prep Table Dual Sided Mega Top
Hydrocarbon Series**

**MODEL:
SPE27HC-12M-B-DS**



**7 Year Parts/Labor Warranty
7 Year Compressor Warranty**

CABINET CONSTRUCTION

- Stainless steel front, sides, top, door and grille (galvanized back & bottom)
- Interior liner is made of corrosion resistant aluminum
- Full electronic control
- Dual sided mega top
- Airflow assures that product in open containers is kept below 41°F and above freezing
- Self-closing door with 120° stay-open feature on cartridge style hinges
- Snap-in magnetic gaskets for positive door seal
- Painted aluminum door handles
- 6" Casters, 2 with brakes standard
- 10" & 12" Wide cutting board constructed of white polyethylene plastic
- Cutting board removable for cleaning
- Two (2) epoxy-coated steel wire shelves
- Twelve (12) 1/6 4" deep pans constructed of polycarbonate plastic

OPTIONS & ACCESSORIES

- Stainless steel back
- Stainless steel interior
- Left hinged door (at time of order)
- Door lock
- Overshelves (single or double)
- Crumb catcher kit
- Richlite cutting board
- Night cover
- Epoxy coated shelves
- Shelf clips
- Shelf dividers
- Bottle organizer
- Bun rack
- Pan supports
- Pan support crossbar
- 6" Legs or 3" casters
- Low profile casters
- Remote option* (see note on back page)

REFRIGERATION SYSTEM

- Uses environmentally friendly, energy efficient R290 refrigerant, and meets all regulatory requirements for CARB, SNAP, DOE & more
- Adaptive defrost
- Epoxy coated evaporator coil
- Enhanced airflow maintains temperatures between 36° - 38°F



Please verify qualifying units by visiting:
www.energystar.gov/cfs

3779 Champion Blvd., Winston-Salem, NC 27105
1-888-845-9800 Fax: 1-336-245-6453
Beverage-Air.com Sales@bevair.com



BEVERAGE-AIR®

MODEL	SPE27HC-12M-B-DS
EXTERNAL DIMENSIONAL DATA	
Width Overall	27"
Depth Overall	48 3/4"
Height Overall with Casters	46 3/4"
No. of Doors	1
Depth with Door Open 90°	65 5/8"
Door Opening	22 5/8" x 21 5/8"
Width, Cutting Boards	10" & 12"
INTERNAL DIMENSIONAL DATA	
NET Capacity (cubic ft.)	6.91
Internal Width Overall (in)	23"
Internal Depth Overall (in)	23 1/2"
Internal Height Overall (in)	23"
No. of Shelves	2
No. of Pans	12
ELECTRICAL DATA	
Full Load Amperes	2.0
REFRIGERATION DATA	
Horsepower	1/10
Capacity (BTU/Hr)	1110
Heat Rejection (BTU/Hr)	1665
Charge (lbs/grams/ounces)	0.1102 / 50 / 1.76
SHIPPING DATA	
Gross Weight - Crated	282 lbs
Height - Crated	49"
Width - Crated	30"
Depth - Crated	49"

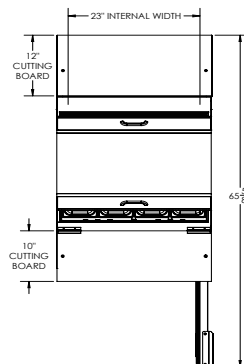
*NOTE: Remote units are field wired and come with 6" legs.
Refrigerant must be specified at time of order.

We reserve the right to change specifications and product design without notice. Such revisions do not entitle the buyer to corresponding changes, improvements, additions or replacements for previously purchased equipment. Dimensional tolerances +/- 1/4". Metric dimensions (MM).

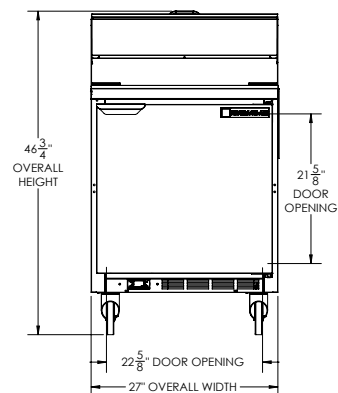
Food Preparation Table: Dual Sided Mega Top Model: SPE27HC-12M-B-DS

Model Views

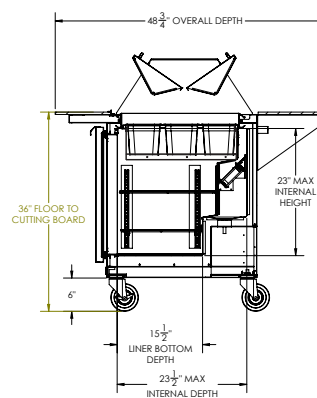
Required Clearance: 3" bottom & 2" rear



PLAN VIEW



ELEVATION VIEW



SIDE VIEW



ELECTRICAL CONNECTION

115/60/1
NEMA 5-15P

Unit pre-wired at factory
and include 8' long cord
and plug set.

3779 Champion Blvd., Winston-Salem, NC 27105 1-888-845-9800 Fax: 1-336-245-6453 Beverage-Air.com Sales@bevair.com

