



# STAINLESS STEEL FABRICATED ECONOMY CORNER SINK NSF



Item #: \_\_\_\_\_ Qty #: \_\_\_\_\_  
Model #: \_\_\_\_\_  
Project #: \_\_\_\_\_

## DIMENSIONS and SPECIFICATIONS

TOL  $\pm .500"$

ALL DIMENSIONS ARE TYPICAL

### FC-K6-18D

#### MATERIAL:

2 "H" leg assemblies and 1 single leg.  
Legs are 1 5/8" diameter stainless steel with 1" adjustable stainless steel bullet feet.  
Entire unit is 16 gauge 304 stainless steel.  
Gussets - stainless steel.

#### MECHANICAL:

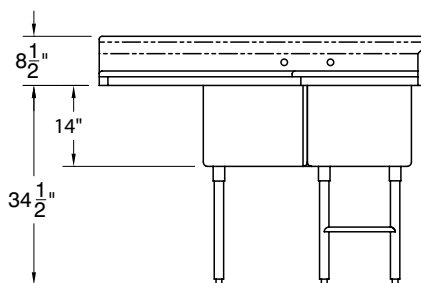
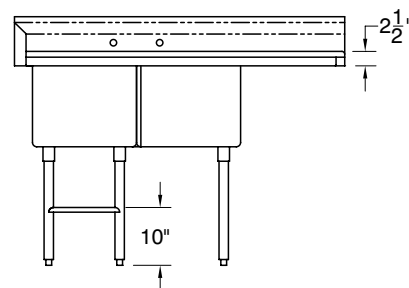
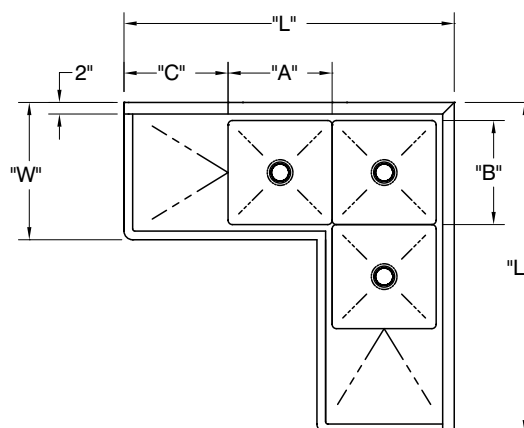
- Supply is 1/2" IPS hot & cold.
- 2 Sets of Faucet holes on 8" centers.
- Faucets are not included (**see accessories**).
- Waste drains are 1 1/2" IPS S/S basket type, located in center of sink bowl, and are included

#### FEATURES:

Backsplash has tile edge for ease of installation.  
Sink bowls are 3/4" coved corner and meet NSF requirements.  
Rolled Rim Edge for additional strength.  
3 Sink Bowls Measuring 18" x 18" x 14"  
2 Drainboards Measuring 18" x 18"

#### CONSTRUCTION:

All TIG welded.  
Welded areas blended to match adjacent surfaces and to a satin finish.  
Gussets welded to a die-formed reinforced plate.



MODEL #	"A"	"B"	"C"	"L"	"W"
FC-K6-18D	18"	18"	18"	57"	24"



Customer Service Available To Assist You 1-800-645-3166 8:30 am - 8:00 pm E.S.T.

For Orders & Customer Service:

Email: [customer@advancetabco.com](mailto:customer@advancetabco.com) or Fax: 631-242-6900

For Smart Fabrication™ Quotes:

Email: [smartfab@advancetabco.com](mailto:smartfab@advancetabco.com) or Fax: 631-586-2933