

SmartFit WaterWand Standard (MW18A)



SmartFit WaterWand Heavy Duty (HM22A)



SmartFit WaterWand Heavy Duty (HW30A)



Sanitary Standard



AL14A



AL14T



Sanitary Brush



AL14A



AL14T




WaterWand Heavy Duty




WaterWand Heavy Duty - HW750

AL140



AL14G



SmartFit™ WaterWand™ Standard

PART NO.: MW18A	LENGTH: 18"/45 cm	CASE QTY.: 10
PART NO.: MW22A	LENGTH: 22"/55 cm	CASE QTY.: 10

- General purpose floor squeegee for kitchens, decks, pools, and other lighter jobs
- Twin natural foam-rubber blade and heavy-duty galvanized steel channel
- Easy flush-and-rinse design reduces harmful bacteria buildup
- Custom color coding chip system by zone reduces cross-contamination
- Universal power socket locks onto standard handles including straight, tapered, thread and non-thread tips

SmartFit™ WaterWand™ Heavy Duty

PART NO.: HM22A	LENGTH: 22"/55 cm	CASE QTY.: 10
PART NO.: HM30A	LENGTH: 30"/75 cm	CASE QTY.: 10
PART NO.: HM30K	LENGTH: 30"/75 cm	CASE QTY.: 1
PART NO.: HW30A	LENGTH: 30"/75 cm	CASE QTY.: 10

- Removes water easily from uneven floor surfaces, such as grouted tile, or non-slip and broadcast grid floors
- Double black foam-rubber blade and heavy-duty galvanized steel channel
- Easy flush-and-rinse design reduces harmful bacteria buildup
- Custom color coding chip system by zone reduces cross-contamination
- HM30K – includes compact mop handle (MS14G)
- HW30A – double red neoprene foam-rubber blade
- Universal power socket locks onto standard handles including straight, tapered, thread and non-thread tips

Sanitary Squeegees

PART NO.: PM45A	LENGTH: 18"/45 cm	CASE QTY.: 10
PART NO.: PM55A	LENGTH: 22"/55 cm	CASE QTY.: 10

- Acid-resistant, non-corroding squeegee with natural black double foam-rubber blade with ACME thread and splash guard
- Durable threaded socket accepts ACME threaded handles

Sanitary Brush

PART NO.: PB45A	LENGTH: 18"/45 cm	CASE QTY.: 10
PART NO.: PB55A	LENGTH: 22"/55 cm	CASE QTY.: 10

- Acid-resistant, non-corroding squeegee and brush in one
- Double black foam-rubber squeegee is perfect for drying tiles and grout lines
- Polypropylene bristles offer effective scrubbing while being gentle on floors
- Also available in red (see page 55 - PB45R)

WaterWand Heavy-Duty

PART NO.: HM550	LENGTH: 22"/55 cm	CASE QTY.: 10
PART NO.: HM750	LENGTH: 30"/75 cm	CASE QTY.: 10
PART NO.: HW750	LENGTH: 30"/75 cm	CASE QTY.: 10


- Removes water easily from uneven floor surfaces such as grouted tile or non-slip and broadcast grid floors with double black foam-rubber blade
- HW750 - Double red neoprene foam-rubber blade
- Reinforced handle socket to tackle heavy dirt
- Sturdy 20-gauge steel frame with socket clamp
- Optional ACME thread insert sold separately

FLOOR SQUEEGEES

Push Pull Floor Squeegee

PART NO.: **FH600** LENGTH: **24"/60 cm** CASE QTY.: **10**

- Frame is made of lightweight, heavy-duty aluminum with a pivoting channel and rust-resistant plated steel handle socket
- For pushing and pulling standard water volumes
- Ideal for light- to medium-duty industrial applications
- Hard SBR tan rubber for smooth coated concrete and commercial floors




Push Pull Floor Squeegee

WaterWand Standard

PART NO.: **MW450** LENGTH: **18"/45 cm** CASE QTY.: **10**

PART NO.: **MW550** LENGTH: **22"/55 cm** CASE QTY.: **10**

- Screw-locking socket and twin natural foam-rubber blade
- Ideal for kitchens, decks, pools, and other light jobs
- Sturdy 20 gauge steel frame with socket clamp
- Optional ACME thread insert sold separately
- Use with Pro Aluminum handles: 1.5° (AL140) or 1.5° Knock Down (AL14G)



WaterWand Standard

AquaDozer Eco

PART NO.: **FE450** LENGTH: **18"/45 cm** CASE QTY.: **6**

PART NO.: **FE600** LENGTH: **22"/55 cm** CASE QTY.: **6**

- 14-gauge galvanized steel frame with black EPDM rubber
- Use with Pro Aluminum handle: 3.0° (AL14T)



AquaDozer Eco

AquaDozer Heavy-Duty

PART NO.: **FP450** LENGTH: **Straight 18"/45 cm** CASE QTY.: **6**

PART NO.: **FP600** LENGTH: **Straight 24"/60 cm** CASE QTY.: **6**

PART NO.: **FP750** LENGTH: **Straight 30"/75 cm** CASE QTY.: **6**

PART NO.: **FP900** LENGTH: **Straight 36"/90 cm** CASE QTY.: **6**

PART NO.: **FP60C** LENGTH: **Curved 24"/60 cm** CASE QTY.: **6**

PART NO.: **FP90C** LENGTH: **Curved 36"/90 cm** CASE QTY.: **6**

- For heavy-duty jobs and moving large volumes of water, mud, and debris
- Made with black EPDM rubber
- Constructed with 14-gauge powder-coated steel frame
- Reinforced zinc alloy handle socket
- Optional ACME threaded insert sold separately
- Use with Pro Aluminum handle: 3.0° (AL14T)



AquaDozer Heavy Duty

AquaDozer Max

PART NO.: **FX600** LENGTH: **Straight 24"/60 cm** CASE QTY.: **4**

PART NO.: **FX900** LENGTH: **Straight 36"/90 cm** CASE QTY.: **4**

PART NO.: **FX60C** LENGTH: **Curved 24"/60 cm** CASE QTY.: **4**

PART NO.: **FX90C** LENGTH: **Curved 36"/90 cm** CASE QTY.: **4**


- Unique curved blade maximizes cleaning performance
- Durable steel body for tough demands including flood clean up
- Rubber blade cleans and dries floor
- Best for smooth surfaces like asphalt and concrete floors
- Use with Pro Aluminum handle: 3.0° (AL14T)




AquaDozer Max (Straight)



AquaDozer Max (Curved)



Straight



Curved