

Sushi Display Case Instruction Sheet


478CSD



How to Reset the Temperature Range


Step 1:

Press "▼" for 10 seconds until the display shows "ON."
This means the controller is open for adjusting all parameters.




Step 2:

Press "SET" for 6 seconds until the display flashes "E1."




Step 3:

Press "▼" until you reach 32°F.




Step 4:

Do not touch the controller for 10 seconds.
This will save the settings.



Step 5:

Press "▼" for 10 seconds until the display shows "OFF."
This will lock your settings in place.



Step 6:

Press "SET" again. The display will flash the temperature at which the compressor currently cycles off. The compressor will kick on approximately 7-8 degrees above this set point.

