

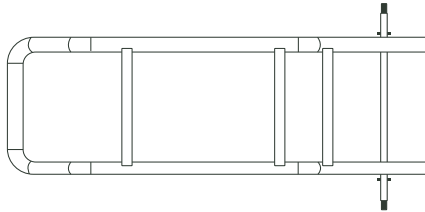
Stacking Chair Dolly

INSTRUCTION SHEET

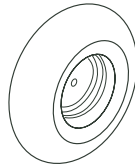


LANCASTER™
TABLE & SEATING

CONTENTS:

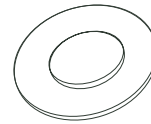


A. truck body

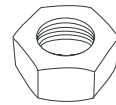


B. wheels x 2

HARDWARE:



C. washers x 4



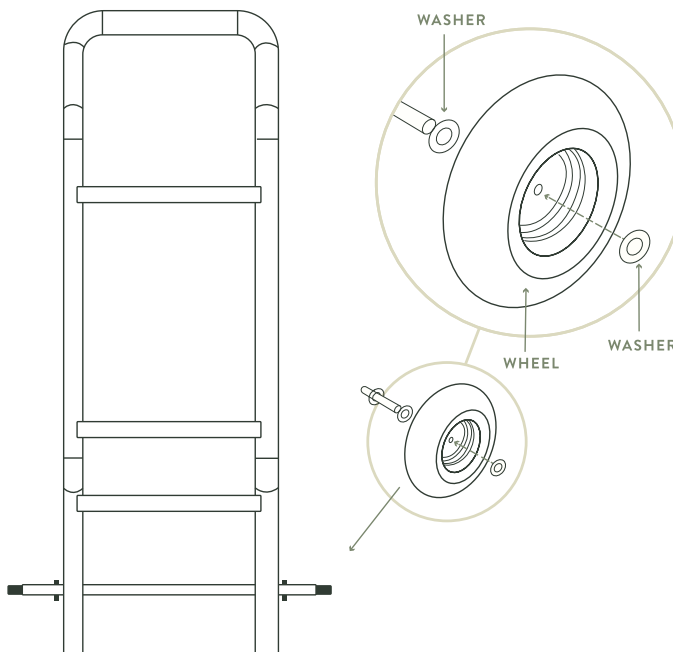
D. nuts x 2

NOTES:

- Inspect all pieces for damage upon receipt and before assembly. Do not use if any parts are broken or missing
- Wrench needed for assembly (not included), do not over tighten
- Always use with caution, adult operation only
- Stacking capacity: 8-10 chairs, do not overload

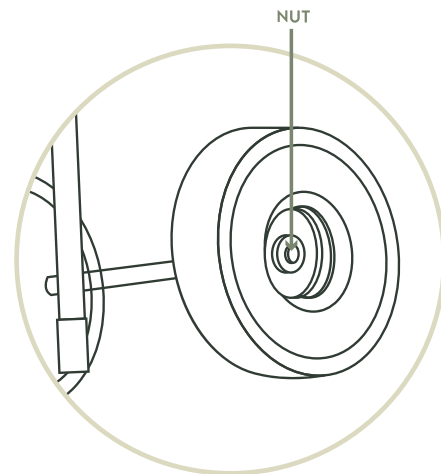
STEP 1

Put washer on axle, followed by wheel, then second washer



STEP 2

Screw nut onto threaded end of axle, hand tighten with wrench



STEP 3

Repeat for second wheel

CLEANING & MAINTENANCE:

- Periodically tighten nuts as needed
- Wipe dolly with a slightly damp cloth