

RISERS (SET OF THREE)



HAMMERED STAINLESS STEEL
XC3198*3
 6"W x 6"D x 4"H
 7"W x 7"D x 6"H
 8"W x 8"D x 8"H



TITANIUM
XC3200*3
 6"W x 6"D x 4"H
 7"W x 7"D x 6"H
 8"W x 8"D x 8"H
 Smooth, matte, non-stick
 finish. Fingerprint &
 scratch resistant.

INDUSTRIAL RISERS



**INDUSTRIAL RISER W/
 FOLDABLE LEGS**
SK-9431
 9.5 W x 4 H x 9.5 D in



**INDUSTRIAL RISER W/
 FOLDABLE LEGS**
SK-9432
 12.5 W x 4 H x 12.5 D in



**INDUSTRIAL RISER W/
 FOLDABLE LEGS**
SK-9433
 12.5 W x 6 H x 12.5 D in



**INDUSTRIAL RISER W/
 FOLDABLE LEGS**
SK-9434
 15.5 W x 6 H x 15.5 D in
SK-9435
 15.5 W x 4 H x 15.5 D in

MARRAKECH RISERS



JUTE BURNT COPPER
SMALL RISER
ST-15201
 5.5 H x 10.0 D in



JUTE BURNT COPPER
LARGE RISER
ST-15202
 8.5 H x 10.0 D in

TABLETOP

Height. Flexibility. Drama.

BEVERAGE DISPENSERS

- Mirror polished 18/10 stainless steel
- Acrylic canisters are stain resistant
- Equipped with a hands-free spigot adapter to help reduce germ transmission and minimize cross contamination of germs
- Solid cast, stainless steel faucet with removable, easy clean-out valve
- Separate ice core does not dilute beverage
- BPA free; NSF certified
- Skid and scratch proof footing



4.2 QT BEVERAGE DISPENSER
2511-6/4
4.2 qt./ 4.0 L
6.5"W x 10.5"D x 22.0"H



7.4 QT BEVERAGE DISPENSER
2511-6/7
7.4 qt./ 7.0 L
8.0"W x 11.5"D x 25.0"H



7.4 QT BEVERAGE DISPENSER WITH DRIP TRAY
2525-6/7
7.4 qt./ 7.0 L
8.9"W x 13.8"D x 25.0"H

ADDITIONAL ADAPTERS



HANDS FREE SPIGOT ADAPTER, JUICE DISPENSER
FA-511
Retrofit existing Spring USA beverage dispensers



HANDS FREE SPIGOT ADAPTER, COFFEE URN
FA-505
Retrofit existing Spring USA coffee urns & milk dispenser

COFFEE

- 18/10 mirror polished stainless steel
- Solid cast stainless steel faucets
- Equipped with a hands-free spigot adapter to help reduce germ transmission and minimize cross contamination of germs
- Stay cool handles
- Skid and scratch proof footing
- Option to add electric heating element that keeps coffee at the perfect temperature without burning



6 QT. COFFEE URN
2505-6/6
6 qt./ 5.7 L
11.0"W x 10.9"D x 17.1"H



12 QT. COFFEE URN
2505-6/12A
12 qt./ 11.4 L
13.2"W x 12.5"D x 19.7"H



20 QT. COFFEE URN
2505-6/20
5.25 qt./ 5.0 L
15.4"W x 15.9"D x 22.4"H

MILK DISPENSER

- 18/10 mirror polished stainless steel
- Solid cast stainless steel faucets
- Separate ice core does not dilute beverage



5 QT. MILK DISPENSER
2528-6/5
5.3 qt. / 5.0 L
8.9"W x 13.8"D x 18.5"H

SIGMA BEVERAGE SERVERS

- Vacuum insulated, double-wall holds hot and cold beverages at temperature for 6 hours
 - Stainless steel liner, no glass
- Remains sealed until tab is pushed for pouring
 - Available in brushed or polished finish
 - Additional colored tabbed lids available



BRUSHED
18599-5
24 oz./ 0.7 L



BRUSHED
18600-5
34 oz./ 1.0 L



BRUSHED
18601-5
52 oz./ 1.5 L



POLISHED
18600-6
34 oz./ 1.0 L

DELTA BEVERAGE SERVERS

- Vacuum insulated, double-wall holds hot and cold beverages at temperature for 6 hours
 - Brushed stainless steel exterior
- Stainless steel liner, no glass
 - Easy pour lid opens when tilted
 - Elegant and durable
 - Optional etching available



17598-5
14oz./ 0.4 L



17599-5
24 oz./ 0.7 L



17600-5
34 oz./ 1.0 L



17601-5
52 oz./ 1.5 L

ADDITIONAL COVERS FOR SIGMA



E598.6*6
Set of six



E598.7*6
Set of six



E598.8*6
Set of six



E598.9*6
Set of six

ADDITIONAL COVERS FOR OMEGA



E600-9*6
Set of six



E601-9*6
Set of six

OMEGA BEVERAGE SERVERS

- Vacuum insulated, double-wall holds hot and cold beverages at temperature for 6 hours
- Durable brushed stainless steel liner, no glass
 - Remains sealed until tab is pushed for pouring



19599-5
20 oz./ 0.6 L



19600-5
34 oz./ 1.0 L



19601-5
52 oz./ 1.5 L




19602-5
68 oz./ 2.0 L

XCESSORIES TOWERS

- Bring your buffet to the next level
Interchangeable display pieces add height and drama to any presentation
 - 10-year warranty on welds
- Mix and match glass shelves and accessories with various Tower heights for countless display options
 - Metal Towers are solid 18/8 stainless steel, with strong, durable welds



STAINLESS STEEL
XC1122
 8.25"W x 8.25"D x 13.75"H




STAINLESS STEEL
XC1123
 10.0"W x 10.0"D x 9.0"H



TITANIUM
XC1122-8



TITANIUM
XC1123-8



STAINLESS STEEL
XC1124
 10.0"W x 10.0"D x 4.34"H



TABLETOP



WOOD COLD DISPLAY
XC2201
 22.75"W x 15.0"D x 9.75"H

COLD PACKS INSERTS
XC201

GLASS SHELVES

FUEL HOLDER FOR TOWERS

- For power-limited situations
 - Heavy duty construction
- For all Tower sizes, except wood



XC1124-A
 Fits 4.34" Tower



XC1123-A
 Fits 9" Tower



XC1122-A
 Fits 13.75" Tower

XC4242
 16.63"W x 16.63"D

XC6042
 23.63"W x 13.75"D

XC2575
 29.5"W x 9.75"D

XC8042
 31.63"W x 16.5"D




SQUARE GLASS PLATE
XC137-2*3
 12.0"W x 13.63"D
 Fits all Stainless and Wood Towers except 1122 and 1124
 Fits in top of Towers



CURVED GLASS SHELF
XC6536
 25.6"W x 14.4"D

XCESSORIES TABLE DISPLAY

- Add additional interest and dimension to your buffet
- 10-year warranty on welds
- Hammered finished pieces are made with 18/8 stainless steel



MEDIUM WHEEL
XC3254
25.0"W x 6.63"D x 24.0"H

LARGE WHEEL
XC3255
30.25"W x 7.63"D x 29.13"H

HAMMERED BOWLS

- Double wall insulation keeps food hot and cold longer
- Made with mirror-polished 18/8 stainless steel



HAMMERED STAINLESS STEEL
XC2261/36
14" Dia.

SERVING BOWLS/ PLATTERS BY SKYRA



DOBBELT SERVING BOWL
SK-5401141, 1.7 Liter
SK-5402141, 3 Liter
SK-5403141, 7 Liter



ANGLED DOBBELT SERVING BOWL
SK-5301141, 1 Liter
SK-5302141, 2 Liter



BURNT COPPER FINISH PLATTER
SK-10964, 10.5 L x 2 H x 8 W in
SK-10965, 16 L x 13 H x 12.5 W in



FURNITURE

Flexible. Functional. Beautiful.

FURNITURE