
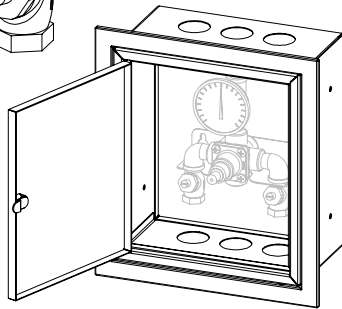


Parts & Service

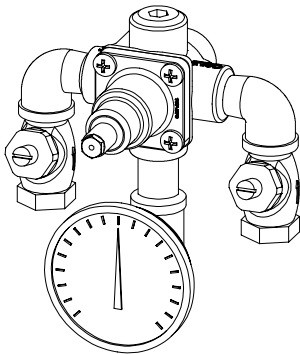
S19-2000, S19-2000EFX Series Thermostatic Mixing Valve with Optional Cabinet




S19-2000



**S86-066
(Cabinet Only)**



S19-2000EFX

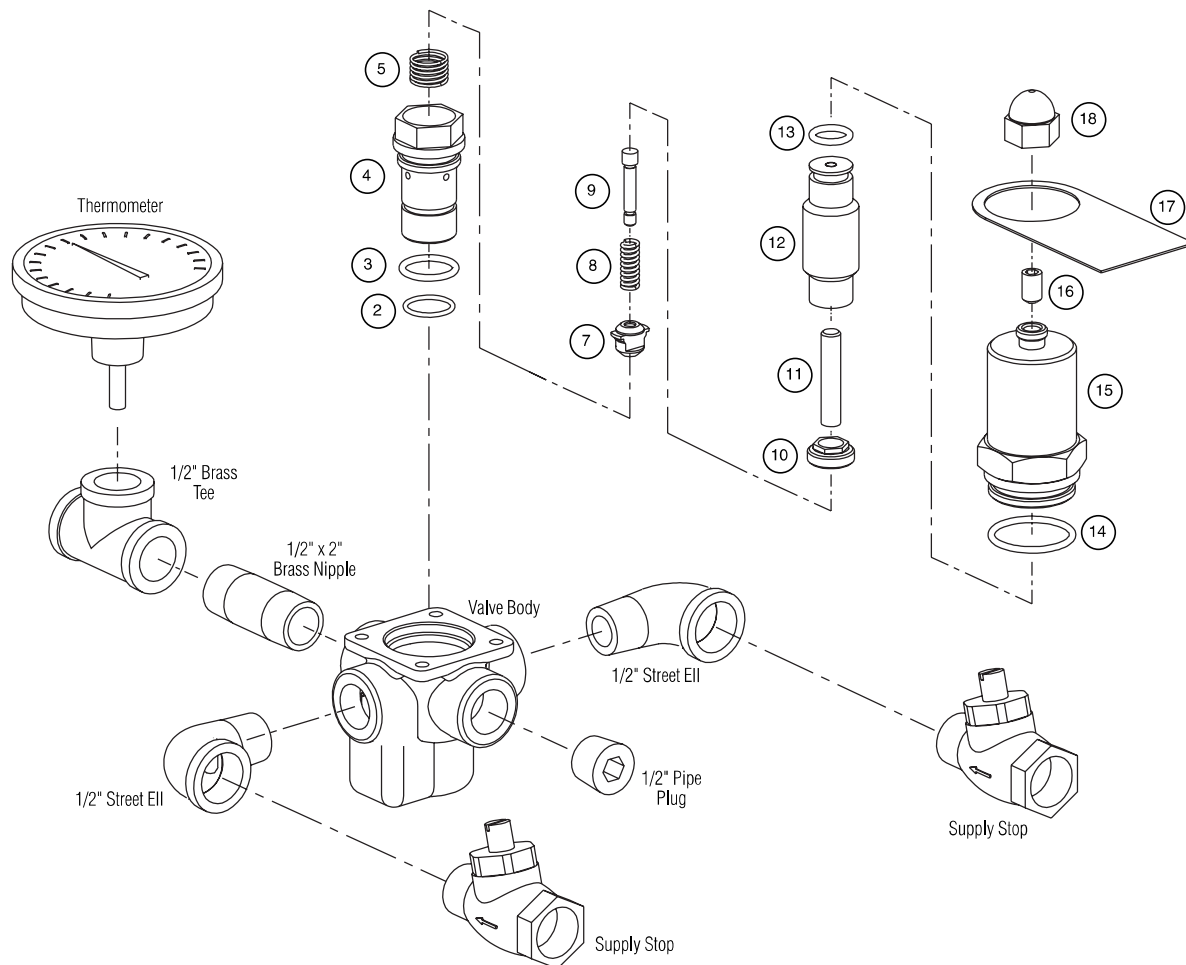


**S19-292
(Cabinet Only)**

Table of Contents

Parts Breakdown - Prior to June 2008	2
Parts Breakdown - June 2008 to July 2012	3
Parts Breakdown - After July 2012	4

Parts Breakdown and Service Kits - Prior to June 2008



Thermostat Kit S65-171

Item	Qty.	Description
12	1	Thermostat
13	1	O-Ring
14	1	O-Ring

Piston & Liner Kit S65-172

Item	Qty.	Description
2	1	O-Ring
3	1	O-Ring
4	1	Liner
5	1	Spring
7	1	Piston
8	1	Spring
9	1	Overheat Screw

O-Ring Kit S65-170

Item	Qty.	Description
2	1	O-Ring
3	1	O-Ring
13	1	O-Ring
14	1	O-Ring

Center Section Kit S65-303

Item	Qty.	Description
2	1	O-Ring
3	1	O-Ring
4	1	Liner
5	1	Spring
7	1	Piston
8	1	Spring
9	1	Overheat Screw
10	1	Upper Seat
11	1	Pushrod
12	1	Thermostat
13	1	O-Ring
14	1	O-Ring
15	1	Control Cap
16	1	Set Screw
17	1	Nameplate
18	1	Acorn Nut

Flexible Connection Lines for S19-2000EFX

When used with S19-292, order Part No. 269-653 (3 supplied with unit).

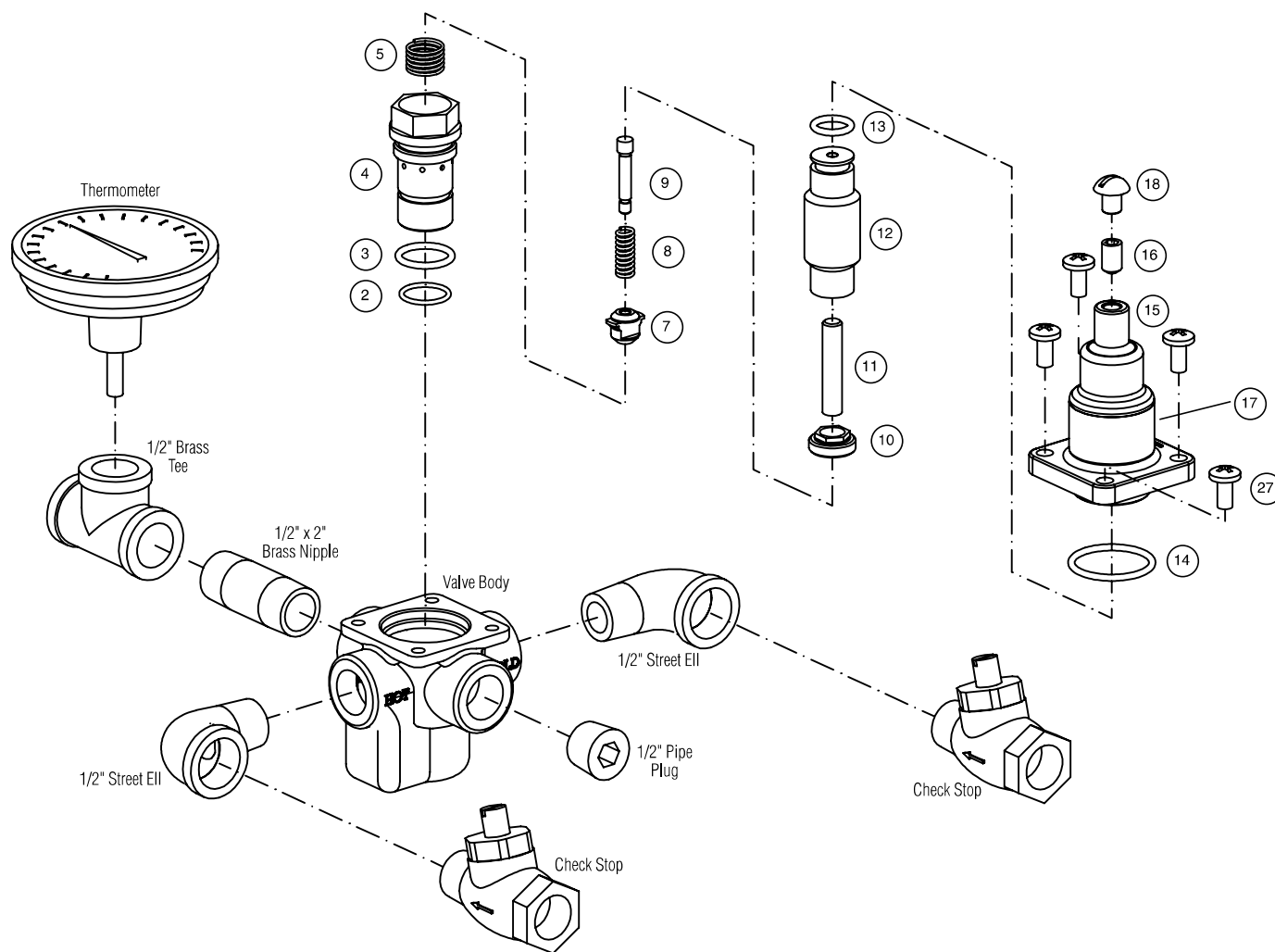


Kit numbers for rough brass finish and standard range thermostat. Contact Bradley for other configurations.



As of November 2001, the piston (Item 7) has replaced the seal holder and seal as a direct replacement.

Parts Breakdown and Service Kits - June 2008 to July 2012



Thermostat Kit S65-171

Item	Qty.	Description
12	1	Thermostat
13	1	O-Ring
14	1	O-Ring

Piston & Liner Kit S65-172

Item	Qty.	Description
2	1	O-Ring
3	1	O-Ring
4	1	Liner
5	1	Spring
7	1	Piston
8	1	Spring
9	1	Overheat Screw

O-Ring Kit S65-170

Item	Qty.	Description
2	1	O-Ring
3	1	O-Ring
13	1	O-Ring
14	1	O-Ring

Center Section Kit S65-303

Item	Qty.	Description
2	1	O-Ring
3	1	O-Ring
4	1	Liner
5	1	Spring
7	1	Piston
8	1	Spring
9	1	Overheat Screw
10	1	Upper Seat
11	1	Pushrod
12	1	Thermostat
13	1	O-Ring
14	1	O-Ring
15	1	Control Cap
16	1	Set Screw
17	1	Label
18	1	Screw
27	4	1/4 Screw

Flexible Connection Lines for S19-2000EFX

When used with S19-292, order Part No. 269-653 (3 supplied with unit).



Kit numbers for rough brass finish and standard range thermostat. Contact Bradley for other configurations.

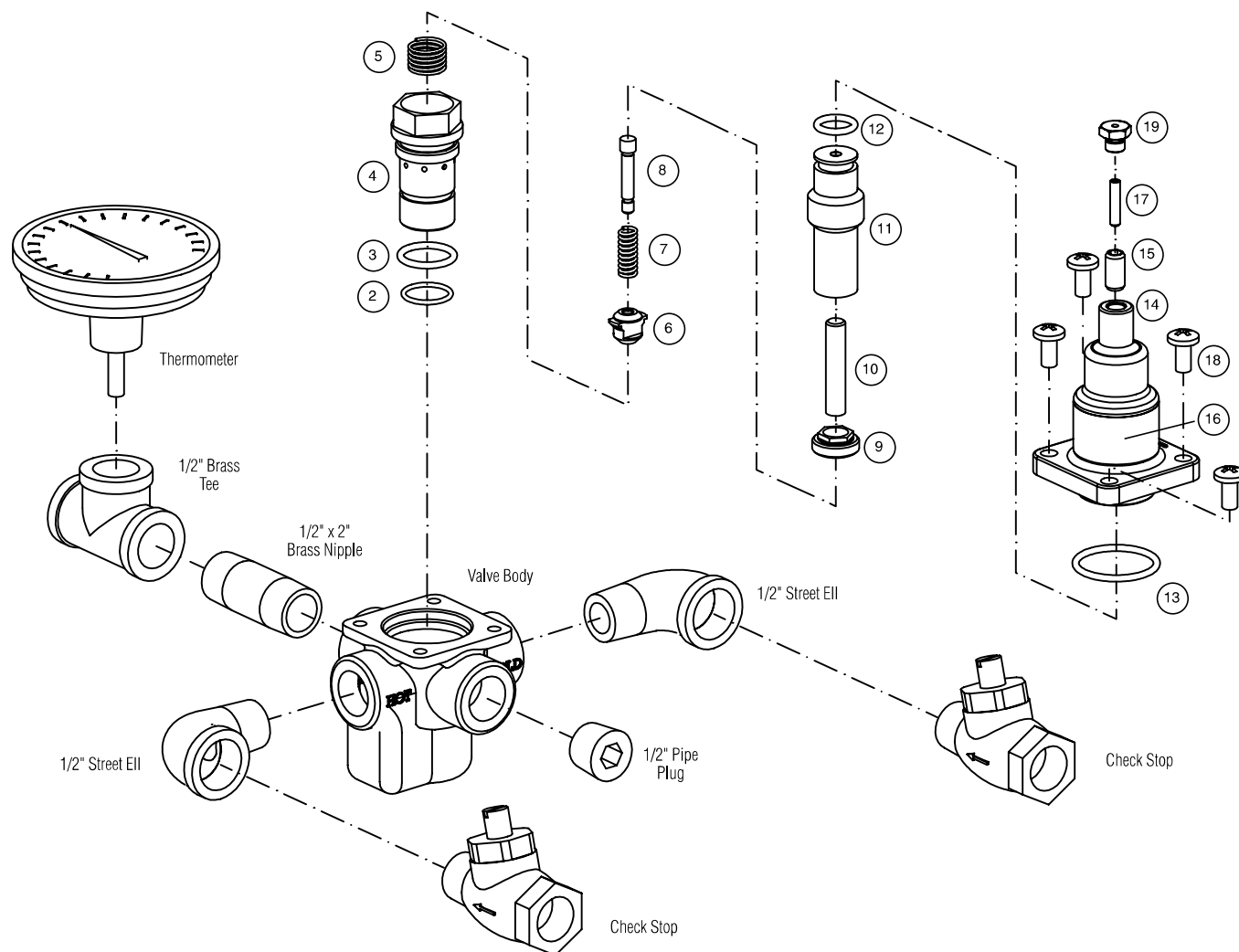


As of November 2001, the piston (Item 7) has replaced the seal holder and seal as a direct replacement.



As of June 2008, the brass control cap (item 15) has been replaced by a plastic cap. All internal components are identical.

Parts Breakdown and Service Kits - After July 2012



Thermostat Kit S65-171

Item	Qty.	Description
11	1	Thermostat
12	1	O-Ring
13	1	O-Ring

Piston & Liner Kit S65-172

Item	Qty.	Description
2	1	O-Ring
3	1	O-Ring
4	1	Liner
5	1	Spring
6	1	Piston
7	1	Spring
8	1	Overheat Screw
9	1	Upper Seat

O-Ring Kit S65-170

Item	Qty.	Description
2	1	O-Ring
3	1	O-Ring
12	1	O-Ring
13	1	O-Ring

Center Section Kit S65-303

Item	Qty.	Description
2	1	O-Ring
3	1	O-Ring
4	1	Liner
5	1	Spring
6	1	Piston
7	1	Spring
8	1	Overheat Screw
9	1	Upper Seat
10	1	Push Rod
11	1	Thermostat
12	1	O-Ring
13	1	O-Ring
14	1	Control Cap
15	1	Set Screw
16	1	Label
17	1	Set Screw
18	4	1/4 Screw
19	1	Cap

Flexible Connection Lines for S19-2000EFX

When used with S19-292, order Part No. 269-653 (3 supplied with unit).



Kit numbers for rough brass finish. Contact Bradley for other configurations.



As of November 2001, the piston (Item 7) has replaced the seal holder and seal as a direct replacement.



As of June 2008, the brass control cap (item 15) has been replaced by a plastic cap. All internal components are identical.



As of July 2012, the Temperature Adjustment Control (items 15, 17 and 19) have been updated and are compatible with all units using the plastic Control Cap (June 2008 to present).