



SLICING, RIPPLE CUT, GRATING AND JULIENNE



R 101 Plus
Single phase
1 speed
Cuisine kit



R 2 N Ultra
Single phase
1 speed
Cuisine kit



R 2 N CLR
Single phase
1 speed
Cuisine kit



R 101
Single phase
1 speed



R 2 N
Single phase
1 speed
Cuisine kit




R 2 Dice Ultra
Single phase
1 speed




R 2 Dice CLR
Single phase
1 speed




R 2 Dice
Single phase
1 speed




R 301 Ultra Dice
Single phase
1 speed
Cuisine kit




R 301 Ultra
Single phase
1 speed
Cuisine kit




R 301
Single phase
1 speed
Cuisine kit




R 402
Single phase
2 speeds
Cuisine kit




R 401
Single phase
1 speed
Cuisine kit



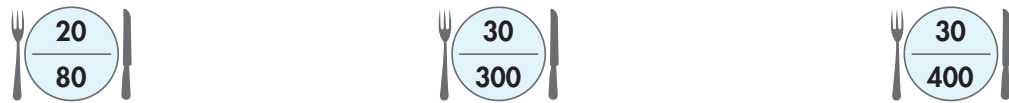
R 502
Three phase
2 speeds



R 602 V
Single phase
Variable speed



R 602
Three phase
2 speeds




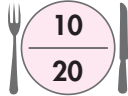


SLICING, RIPPLE CUT, GRATING AND JULIENNE

+ DICING AND FRENCH FRIES

BOWL CUTTER MIXERS

2014 **robot coupe®**



Working quantities per batch

2 lbs

3 lbs

4 lbs

7 lbs

VARIABLE SPEED 370 & 3450 rpm



7 Qt.

R 602 VB
Single phase

1 SPEED 1725 rpm



3 Qt.

R 2 Ultra B
Single phase



3.5 Qt.

R 301 Ultra B
Single phase



4.5 Qt.

R 401 B
Single phase

2 SPEEDS 850 & 1725 rpm



7 Qt.

R 602 B
Three phase

1 SPEED 1725 rpm



3 Qt.

R 2 B
Single phase

1 SPEED 1725 rpm



3 Qt.

R 2 B CLR
Single phase

R101 to R602 Family

R101

- Gray 2.5 qt. Batch Bowl
- "S" blade, grating disc, slicing disc
- 3/4 HP; On/Off

R101 Plus

- Same as *R101* but with *clear* Batch Bowl

R301 "Series D"

- Gray 3.5 qt. Batch Bowl + Continuous Feed attachment
- "S" blade, grating disc, slicing disc
- 1.5 HP; On/Off/Pulse

R301U "Series D"

- Same as *R301* but with *stainless steel* Batch Bowl

R301 ULTRA DICE

- Same as *R301U "Series D"* + 10mm dicing kit

R301ULTRAB "Series D"

- Same as *R301U "Series D"* but no Continuous Feed attachment

R401

- Stainless Steel 4 qt. Batch Bowl + Continuous Feed attachment
- "S" blade, grating disc, slicing disc
- 1.5 HP; On/Off/Pulse

R401B

- Same as *R401* but no Continuous Feed attachment

R402 "Series A"

- Stainless Steel 4.5 qt. Batch Bowl + Continuous Feed attachment
- "S" blade, grating disc, slicing disc
- 2 HP; On/Off/Pulse

R502 "Series E"

- Stainless Steel 5.5 qt. Batch Bowl + All Metal Continuous Feed attachment
- "S" blade, grating disc, slicing disc
- 3 HP; On/Off/Low/High

R602 "Series E"

- Stainless Steel 7 qt. Batch Bowl + Continuous Feed attachment
- "S" blade, grating disc, slicing disc
- 3 HP; On/Off/Low/High

R602B "Series E"

- Same as *R602 "Series E"* but no Continuous Feed Attachment

R602V "Series E"

- Same as *R602 "Series E"* but with variable speed control

R602VB "Series E"

- Same as *R602B "Series E"* but no Continuous Feed Attachment

R602X "Series E"

- Continuous Feed only (no bowl)
- Grating disc, slicing disc
- 2.5 HP; On/Off