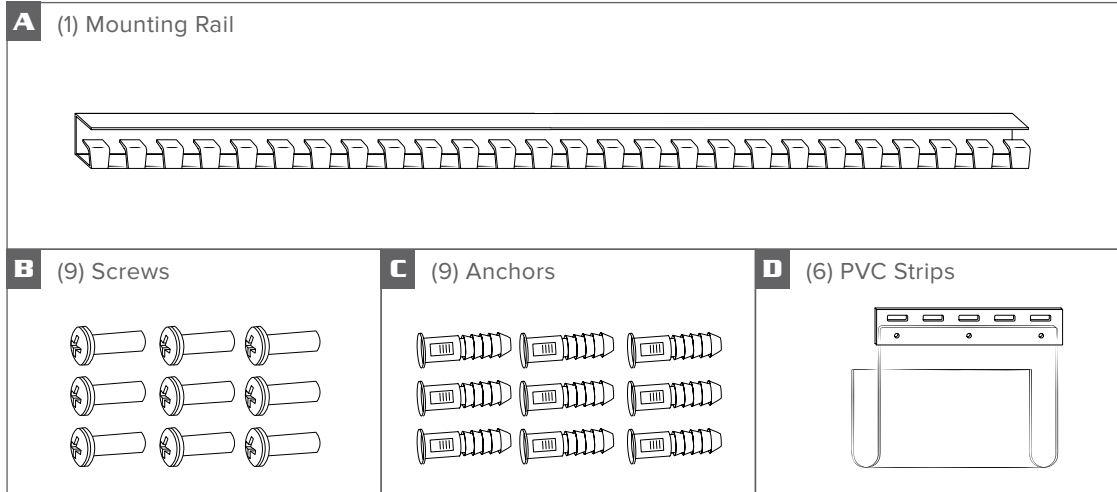


# INSTALLATION INSTRUCTIONS

## PVC STRIP CURTAIN



### PARTS



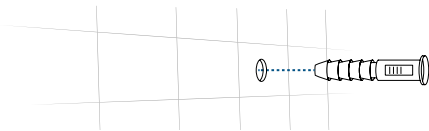
### ASSEMBLY

#### STEP 1

Unpack the product.

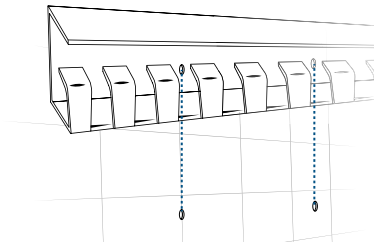
#### STEP 3

Place anchors in the wall holes.



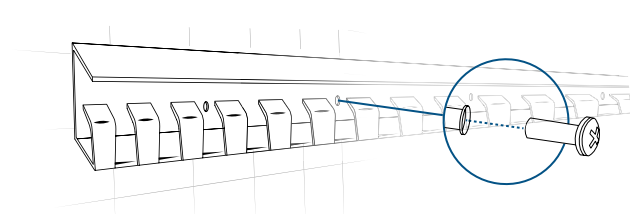
#### STEP 2

Drill holes in the wall that align with the position of the holes on the mounting rail.



#### STEP 4

Use an electric drill to screw the mounting rail to the wall.



#### STEP 5

Hang the curtains on the mounting rail.

