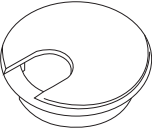
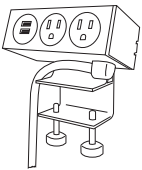
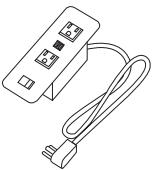
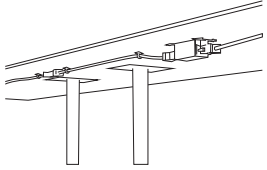



PRODUCT	MODEL NUMBER	FEATURES	DESCRIPTION
<p>Grommet</p> 	-E001B	<ul style="list-style-type: none"> <li>• Black</li> <li>• The cost includes a wood block inside the REV panel and/or the extra cut in a wood panel</li> <li>• Mockett XG3 Matte black inner liner and cap</li> <li>• 3.5" OD</li> <li>• 2.812" ID</li> <li>• 3" hole</li> </ul>	This is a hole in the table with a black plastic insert and cover.
<p>Clamp on power unit with cord</p> 	-E002_2P2U	<ul style="list-style-type: none"> <li>• ECA Seclusion Series</li> <li>• 2 power, 2 USB</li> <li>• Black or White</li> </ul>	This unit can clamp on the top or bottom of the table. The 72" cord with plug is attached to the power unit.
<p>Flush top mounted power unit with a fixed cord and plug (Fixed)</p> 	-E003_2P2U	<ul style="list-style-type: none"> <li>• 2 power, 2 USB</li> <li>• Black, White or Silver</li> <li>• COV-2U-B-108</li> <li>• 1.5" thick top bracket (if required)</li> <li>• Mockett wire manager (WM22) 24"</li> </ul>	These units are permanently attached to the table and have a power cord that plugs into the wall outlet.
<p>Flush top mounted power unit with Daisy Link to run the units together in a series (daisy chain)</p> 	-E005_2P2U	<ul style="list-style-type: none"> <li>• 2 power, 2 USB</li> <li>• Black, White, Silver or Aluminum</li> <li>• COV-2U-41-B60SK</li> <li>• Ten (10) tables maximum hooked in a series</li> <li>• Starter cable - required to connect to the electric outlet. One (1) per group of tables</li> <li>• Alligator Anchors (4) four per table (Fastenal 50945)</li> </ul>	Flush top mounted power unit with the ability to daisy chain the tables together. These units are permanently attached to the table and have conduit between each power unit that connects to another table. The final connection to the wall is with a dedicated power cord from the last table into the wall outlet (called a starter cable). The starter cable is NOT included (and that you should look below for starter cable costs).
<p>Plug-In Starter Cable for Above Unit</p>	E-4220AP1-72	<ul style="list-style-type: none"> <li>• Plug-in Starter Cable for Daisy Chain Units (72" Cord)</li> </ul>	1 of these is needed for each mine of tables being connected to an outlet.
<p>Hardwired Starter Cable for Above Unit</p>	E-42SB2-72	<ul style="list-style-type: none"> <li>• Hardwired Starter Cable for Daisy Chain Units (72" Cord)</li> </ul>	1 of these is needed for each mine of tables being connected to an outlet.
<p>Power Shere unit with 4 Power. Two (2) 10' Cords</p> 	-E006B4P	<ul style="list-style-type: none"> <li>• 4 Power</li> <li>• Black</li> <li>• Two (2) 10' Power Cords</li> <li>• BE02210-F02-120</li> </ul>	These units are permanently attached to the table and have 2 power cords that plugs into the wall outlet.