


Mibrasa® Grillware

Developing the tools you need to keep your creativity flowing!

classic grill · grill mesh · large grill · turbot grill · long grill · resting tray ·
grill mesh pan · smoke & steam box · flambadou



For use with
ALL MIBRASA
GRILLS

**CHEF-
ORIENTED** 

Providing speed and agility
during service



Registered at the
PATENT AND
TRADEMARK **OFFICE**



DOUBLE GRILL

Adaptable
heights



Easy to
open, close
and flip



**VERSATILE
and ROBUST**



STACKABLE GRILLS
for good
space management






Grillware



CLASSIC GRILL

KC1625	6.3 x 9.8 in flat
KC1625H2	6.3 x 9.8 - H0.8 in
KC1625H4	6.3 x 9.8 - H1.6 in



DOUBLE CLASSIC GRILL

KCD1625H2	6.3 x 9.8 - H0.8 in
KCD1625H4	6.3 x 9.8 - H1.6 in
KCD1625H6	6.3 x 9.8 - H2.4 in



MESH GRILL

KM1625	6.3 x 9.8 in flat
KM1625H2	6.3 x 9.8 - H0.8 in
KM1625H4	6.3 x 9.8 - H1.6 in



DOUBLE GRILL MESH

KMD1625H2	6.3 x 9.8 - H0.8 in
KMD1625H4	6.3 x 9.8 - H1.6 in
KMD1625H6	6.3 x 9.8 - H2.4 in



RESTING TRAY CLASSIC GRILL

KBR1625H2	6.3 x 9.8 - H0.8 in
-----------	---------------------




GRILL MESH PAN

KSM28H2	Ø11 - H0.8 in
M28H6	Ø11 - H2.4 in




Grillware




LONG GRILL

KL1740	6.7 x 15.7 in flat
KL1740H2	6.7 x 15.7 - H0.8 in
KL1740H4	6.7 x 15.7 - H1.6 in




DOUBLE LONG GRILL

KLD1740H2	6.7 x 15.7 - H0.8 in
KLD1740H4	6.7 x 15.7 - H1.6 in
KLD1740H6	6.7 x 15.7 - H2.4 in



SPECIAL TURBOT GRILL

KR4030H4	15.7 x 11.8 - H1.6 in
----------	-----------------------




SPECIAL DOUBLE TURBOT GRILL

KRD4030H4	15.7 x 11.8 - H1.6 in
KRD4030H6	15.7 x 11.8 - H2.4 in



LARGE GRILL

KG4030	15.7 x 11.8 in flat
KG4030H2	15.7 x 11.8 - H0.8 in
KG4030H4	15.7 x 11.8 - H1.6 in



DOUBLE LARGE GRILL

KGD4030H2	15.7 x 11.8 - H0.8 in
KGD4030H4	15.7 x 11.8 - H1.6 in
KGD4030H6	15.7 x 11.8 - H2.4 in



Grillware



SMOKE & STEAM BOX

Smoke, steam or both with the new Mibrasa® SMOKE & STEAM BOX.

Experiment with smoking wood chips, herbs, liquors and more to add a unique depth of flavor to your ingredients.

Compatible with Mibrasa® grillware 6.3 x 9.8 in classic and mesh grill H0.8 in and H1.6 in.



SSB	7.2. x 16.8 x 4.1
-----	-------------------

W x D x H (in)

*Classic grill included 6.3 x 9.8 - H1.6 in

FLAMBADOU

A centuries-old technique used over an open flame to sear or baste your food of choice with scorching rendered fat.

With the red-hot flambadou, melt the fat to give your dishes even more personality.



FLMB	23.6 Ø4.7 in
------	--------------



Kitchenware



CASSEROLE DISH

SC16	Ø 6.3 in
SC20	Ø 7.9 in
SC24	Ø 9.4 in
SC28	Ø 11 in



IROKO WOOD CASSEROLE DISH SUPPORT

CWCS16	Ø 6.3 in
CWCS20	Ø 7.9 in
CWCS24	Ø 9.4 in



CASSEROLE PYREX LID W/ ALUMINIUM HANDLE

CL16A	Ø 6.3 in
CL20A	Ø 7.9 in
CL24A	Ø 9.4 in
CL28A	Ø 11 in




S/S SKEWER WITH WOODEN DISH

ISWD	25.6 x 8.3 in
------	---------------



CAST ALUMINIUM ROASTING TRAY

	Depth
GN1/4	1.6 in
GN1/2	2.4 in
GN1/1	2.4 in
GN1/3H2,5	0.98 in
GN1/2H2,5	0.98 in
GN1/1H2,5	0.98 in




'LLAUNA' HIGH TEMPERATURE TRAY WITH IROKO SUPPORT

GNWG1/2	H0.98 in
GNWG1/3	H0.98 in



GRANITE SLAB WITH IROKO WOOD SUPPORT

GSWS25	9.8 x 8.7 in
GSWS30	11.8 x 8.7 in
GSWS46	18.11 x 11.81 in




GRANITE SLAB WITH INOX SUPPORT

GSIS25	9.8 x 8.7 in
GSIS30	11.8 x 8.7 in
GSIS46	18.11 x 11.81 in



TONGS

TG	15 in
----	-------



FLAT TONGS

FTG	15 in
-----	-------



PAN GRIPPER

PG	7.5 in
----	--------



'Llauna' high temperature tray with Iroko wood support