



KB300 & KB301 Baby Changing Stations

Accessibility Compliance

KB300 and KB301 Baby Changing Stations have been designed to meet the applicable provisions of the 2010 ADA Standards (ADAS) and the 2009/2017 International Code Council (ICC) A117.1 Standards when properly installed and maintained. To comply with these accessibility requirements the unit must be installed in a compliant location and height in accordance with the installation instructions. Details related to the compliant design of the unit are as follows:

Operable Parts Operation

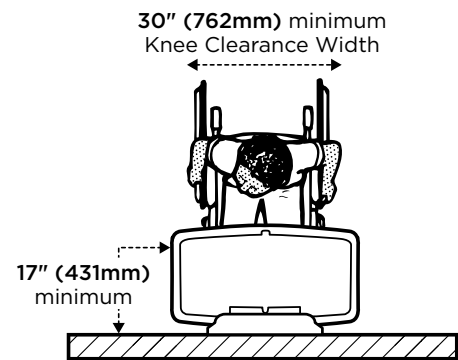
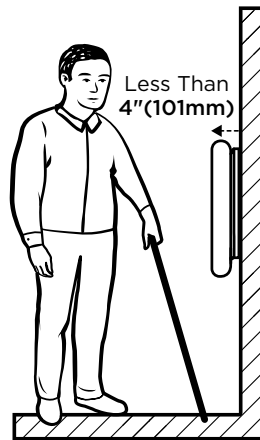
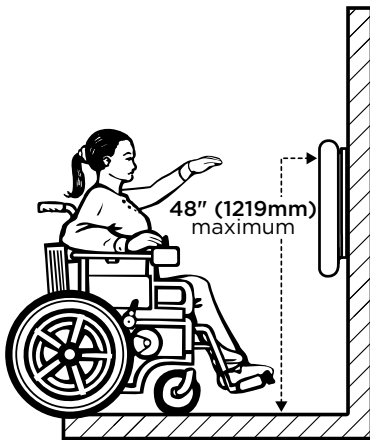
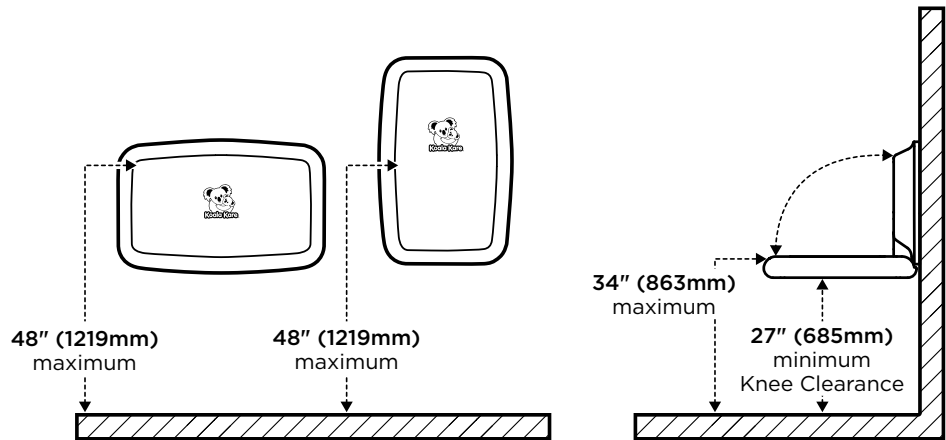
The operable parts of the units can be operated with one hand without the need for pinching, twisting of the wrist or grasping. The design of the units allow for them to operate with less than 5lbs of force.

ADAS/ICC 2009/2017 309.4

Work Surface Height

The height of the work surface will be no greater than 34" (863mm) when installed per the instructions.

ADAS/902.3, ICC 2009/2017 902.4



Forward Reach

When the units are closed the perimeter of the units below 48" (1219mm) can be used as a handle to open the units. The internal liner dispenser will be below 44" (1117mm) from the floor.

ADAS/ICC 2009/2017 308.2.1

Protruding Objects

When the units are closed they do not protrude more than 4" (101mm) from the finished surface of the wall.

ADAS/ICC 2009/2017 307.2

Knee and Toe Clearance

The space below the units provides over 30" (762mm) of width for wheelchair access. The under side of the open unit is over 27" (685mm) above the finished floor surface. Additionally, the open units provide over 17" (431mm) of depth for toe clearance for wheelchair users.

ADAS/ICC 2009/2017 306

Baby Changing Station Layout Discussion

Clear Floor or Ground Space

Per ADAS and ICC 2009/2017 in existing buildings a 30" (762mm) wide by 48" (1219mm), under ICC 2017 in new buildings a 30" (762mm) wide by 52" (1320mm), deep, clear floor space for a forward approach to the open unit must be provided. A parallel approach is not permitted.

ADAS/ICC 2009/2017 305, 902.2

Door Swing

The unit may not be located where a door swing could encroach into the clear floor space for the unit unless the toilet room or bathing room is for individual use only.

ADAS 603.2.3/ICC 2009/2017 603.2.2

Accessible Water Closet Clearance

The unit may not overlap the required clearance around an accessible water closet.

ADAS/ICC 2009/2017 604.3.2

Conclusion

The KB300 and KB301 Baby Changing Stations comply with the 2010 ADAS and 2009/2017 ICC A117.1.

Accessible Water Closet Compartments

The unit may not overlap the minimum interior size of an accessible toilet compartment.

ADAS 604.8.1.1/ICC 2009/2017 604.9.2.1

Accessible Routes and Features

The unit may not protrude into the minimum accessible route width, clear width at turns; door maneuvering clearance; or clear floor space at other accessible fixtures including urinals, lavatories and dispensers. Additionally, the unit shall not be located where it blocks toilet compartment doors.

ADAS 404.2.3/ICC 2009/2017 404.2.2

KB300/KB301 Series Baby Changing Station Accessibility Guide	KB300	KB301	Compliant
Does the unit require less than 5lbs of force to operate, without tight grasping, pinching of the fingers or twisting of the wrist?	Yes	Yes	Yes
Can the unit be mounted at a height that provides minimum 27" (685mm) vertical knee clearance, 30" (762mm) wide minimum, horizontal knee clearance extending 8" (203mm) back from the leading edge, with toe clearance, extending 17" (431mm) minimum to 25" (635) maximum under the open changing bed?	Yes	Yes	Yes
Can the unit be mounted at a height that provides a working surface height of the open changing bed at 34" (863mm) maximum above the floor?	Yes	Yes	Yes
Can the unit be mounted with the operating handle on the closed unit 48" (1219mm) maximum, and interior liner dispenser outlets on the open unit 44" (1117mm) maximum above the floor?	Yes	Yes	Yes