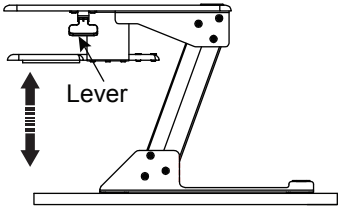
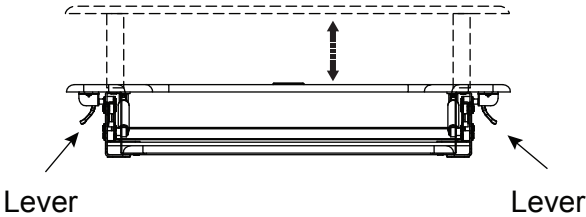
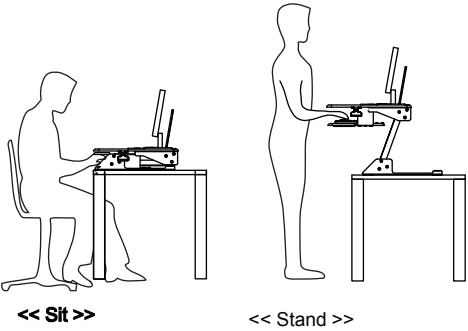


Press and hold both levers simultaneously to raise and lower to desired height. Release levers to lock the workstation in position.

To lower the workstation, press both levers while pushing down on the platform.

*NOTE: The release mechanism will not activate by pressing only one of the levers.*



**Adjust The Keyboard Platform Position**

Additional screw positions are provided on the underside of the keyboard platform to allow the platform to be remounted in additional forward positions.

a	
M4*55	X1
spare	X1

