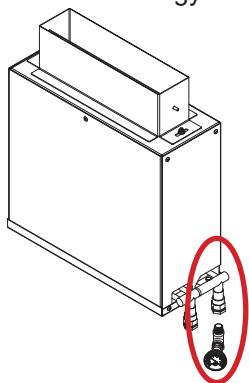


NOTICE

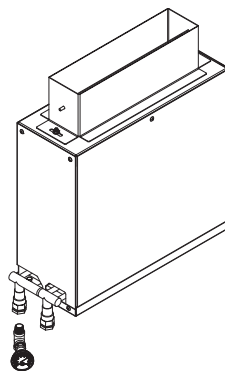
The Energy Recovery System must be installed on the RackStar before proceeding with general installation.

1. Install the gauge on the back side of the Energy Recovery System.

L-R Machine

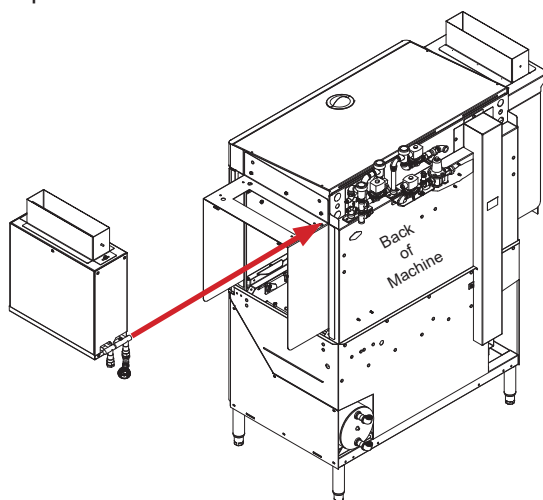


R-L Machine



2. Put the Energy Recovery System in place on the machine.


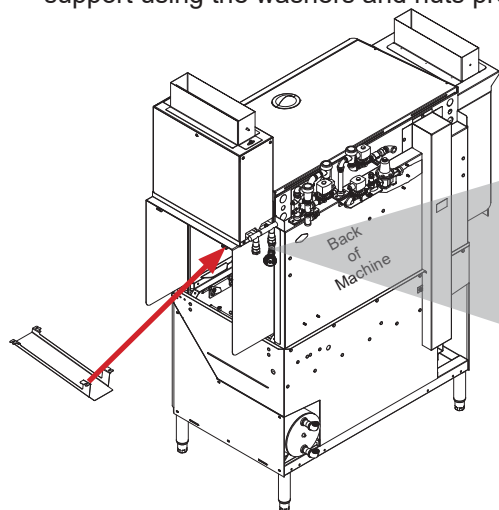
L-R Machine



3. Install the drip tray underneath the top coil support and secure it and the Energy Recovery System to the top coil support using the washers and nuts provided.

L-R Machine

R-L Machine



4. Connect hoses to the Energy Recovery System.