



















Product Specification -Technical



Item	Function	Classic Premix		Classic Pro		Current Simplicity	
1	Food contact part cleaning		<ol style="list-style-type: none"> 1. Bowl 2. Bowl Cover 3. Agitator cover 4. Lock down washer 5. Impeller 6. Bearing Sleeve 7. Gasket 8. Valve 9. O-Ring 10. Handle 		<ol style="list-style-type: none"> 1. Bowl 2. Bowl Cover 3. Impeller 4. Gasket 5. Valve 6. O-ring 7. Handle 8. Agitator cover 		<ol style="list-style-type: none"> 1. Bowl 2. Bowl Cover 3. Impeller 4. Gasket 5. Valve 6. O-ring 7. Handle
2	Evaporator cleaning		Hollow design evaporator. Difficult to clean and take more time to clean		Low Swell design gives a real simple and easy to clean		Low Swell design gives a real simple and easy to clean
3	Splash zone cleaning		Many gaps and area which dirt can be collected and it is difficult to clean		Single piece front splash zone make the splash zone cleaning is more simple and easy		Single piece front splash zone make the splash zone cleaning is more simple and easy
4	Bowl installation		Complex install and remove to challenge your workforce. Reach your hand into bowl which is hygiene concern		Easy & Fast Install and Remove! No need to reach your hand into Bowl		Easy & Fast Install and Remove! No need to reach your hand into Bowl
5	Push Lever		Stainless steel 304 Push lever can not remove without lifting dispense valve		Stainless steel 304 Push lever can not remove without lifting dispense valve		Stainless steel 304 Push lever can not remove without lifting dispense valve
6	Drip tray		Difficult to install and unload, tilt up and down to install and unload the drip tray can easily create water spillage.		Plastic drip tray. Difficult to install and unload, tilt up and down to install and unload the drip tray can easily create water spillage.		Plastic drip tray with magnetic positioning plate create a simple way to customer to install and unload the drip tray. Horizontal slide in and out protect water spillage.
7	Flexibility		<ol style="list-style-type: none"> 1. Machine is not possible to convert between 2x9L and 1x18L Bowl 2. Machine is able to run either agitator function or spar function without change bowl. 	<p>Modular design for maximum flexibility</p> 	By keeping same base unit customer can change or swap between 2x9L to 1x18L or 4x9L to 2x18L unit	<p>Modular design for maximum flexibility</p> 	By keeping same base unit customer can change or swap between 2x9L to 1x18L or 4x9L to 2x18L unit
8	Machine Structure		Plastic or stainless steel side. All metal structural parts. Stainless front and rear panel.		Attractive stainless steel 430 side and rear panels. All metal structural parts. Stainless steel 304 front panel		Attractive stainless steel 304 side panels. All metal structural parts. Stainless steel 304 front and rear panels

9	Cooling plate		Standard cooling		Unique evaporator, strong stainless steel evaporator plate.		Unique evaporator cools more efficiently. Faster pull down, faster recovery. Thicker stainless steel plate keep the product cold longer and part is long lasting.
10	Operation switch		Switches on side of unit. Separate pump and refrigeration switch		One switch operation on side of unit out of way from customer tampering.		One switch operation on side of unit out of way from customer tampering.
11	Impeller		Small Impeller One-piece, more sanitary		Small Impeller One-piece, more sanitary		Large Impeller with proper design for maximum circulation and minimize foam creation
12	Leg		Legs 1 inch, non-adjustable, metal with rubber cap		Adjustable Leg 2 inch, stainless steel with rubber cap		Adjustable Leg 4 inch, metal with rubber cap
13	Product circulation		1. Agitation with fast circulation the sensitive product can be easily create foam. 2. Spray function create and good fountain which attract customer to get the product		1. With unique desing Agitator give you strong movement while keep product with low foam creation 2. Spray function create and good fountain which attract customer to get the product		Desing Agitator give you strong movement while keep product with low foam creation, Low speed motor
14	Dispensing		Product remain in Evaporator plate		Evaporator with slope design let us dispense product to the last drop		Evaporator with slope design let us dispense product to the last drop
15	Power Consumption						Machine design with using less energy whlle keep the good performance. Approximate energy saving at 20%
16	Spare part life span						Longer lift part, less piece of moving and cleaning part creates less expense for both spare part and service cost
17	Regulatory	All units NSF listed plus D15 NSF listed for dairy products NSF, UL, CUL, CE, RoHS		All units NSF listed NSF, UL, CUL, CE, RoHS		All units NSF listed NSF, UL, CUL, CE, RoHS	