




# Installing Instructions

## Form-A-Line Transport

1. Attached Top Frame (A) to Bottom Frame with wheels (B).
2. Insert Bolts (C) to Frame (A), and Bottom Frame with wheels (B).
3. Tighten 8 Bolts (C)

PART LIST	QUANTITY	DESCRIPTION
A	1	Top Frame
B	1	Bottom Frame with Wheels
C	8	Bolts



**AARCO**  
**PRODUCTS INC.**

21 Old Dock Road, Yaphank, NY 11980  
(631) 924-5461 • Fax: (631) 924-5843