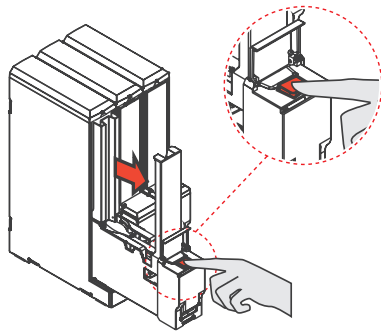




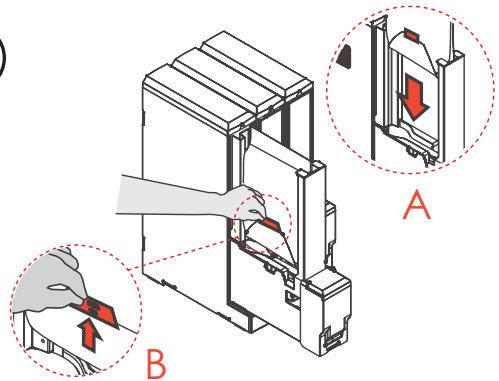
Wood cutlery dispenser instructions

①



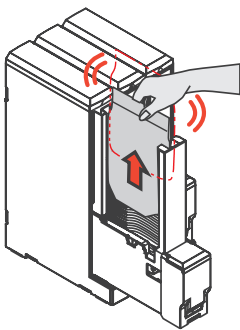
Open flap. Press red button.
Pull out cartridge.

②



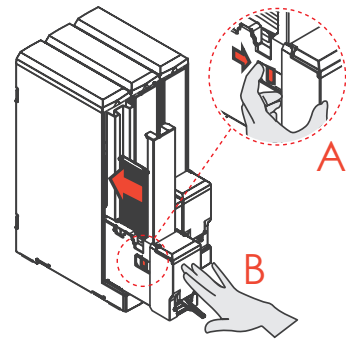
A. Load cutlery bag into chute.
B. Pull and peel label/tab off.

③



Jiggle and slowly pull up the bag from
the chute. Make sure all the cutlery
pieces are facing the same direction.

④



A. Pull red trigger to release the
first utensil.
B. Push cartridge back in place.
Ready to use.

hoffmaster®

Hoffmaster Group, Inc.®
Oshkosh, WI 54901 • 800-327-9774
hoffmaster.com