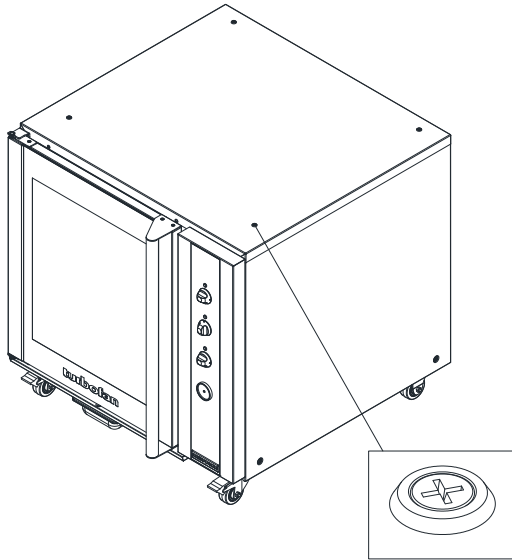


## INSTRUCTION SHEET 240388

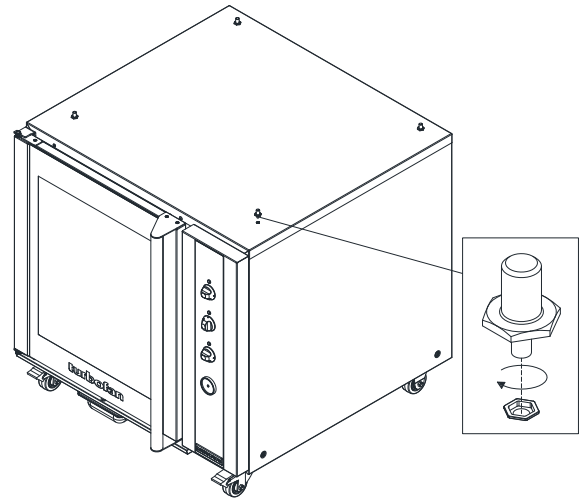
### USING OVEN STACKING PINS TO STACK E35 OVEN ONTO P85 PROOFER

#### STEP 1



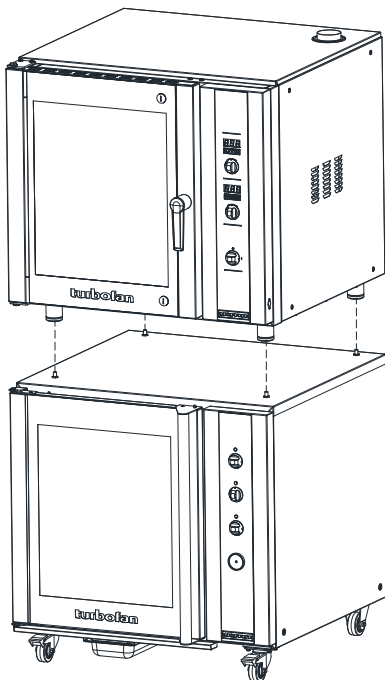
Remove 4 blanking screws and cup washers from P85 Proofer top cover panel.

#### STEP 2



Fit 4 Oven Stacking Pins supplied as shown.

#### STEP 3



Lower E35 Oven onto P85 Proofer, aligning Oven Stacking Pins with oven legs.

#### ALSO AVAILABLE:

DSKE35P85 Double Stack Shroud Kit

