

Technical Data Sheet

NAV8A

8-foot Self-Contained Case

Applications

packaged product including bakery, beverage, dairy, deli, meat, and produce

P/N 3221871 Rev C

November 2025

Models Covered

NAV8A

Refrigerant and Cooling

R-290, Air-Cooled

Table of Contents

Performance Data	2
Cross-section View	3
Plan View	4
Electrical Loads	5
Estimated Shipping Weight	5
Wiring Diagram(s)	6

Certifications



UL EPH Certification

This merchandiser model is manufactured to meet ANSI/SCC Standards requirements for construction, materials, and cleanability.

⚠ WARNING

Component parts shall be replaced with like components, and servicing shall be done by factory authorized service personnel only, so as to minimize the risk of possible ignition due to incorrect parts or improper service.

We reserve the right to change or revise specifications and product design in connection with any feature of our products. Such changes do not entitle the buyer to corresponding changes, improvements, additions or replacements for equipment previously sold or shipped.

Performance Data^A

Refrigeration Data

Model	Model	NAV8A
Refrigeration	Discharge Air °F (°C)	36 to 23 (2 to -5)
	Average Evaporator °F (°C)	17 to 14 (-8 to -10)
	Total Heat of Rejection (BTU/hr) ^B	4,610
Condensing Unit	Capacity (BTU/hr) ^B	3,159
	Nominal HP	¼
Evaporator Fan Speed	6 ¾" Fan Assembly (RPM)	800

Defrost Data

Frequency	every 6 hours
Time	60 minutes
Defrost Type	off time
Defrost Termination Temp	45° F (7° C)

Charge Per Unit

Model	Charge
NAV8A	3.5 oz (100 g)

Sound Data

Model	Sound Level
NAV8A	64.2 dB

Energy Consumption Data

Model	NAV8A
Energy Consumption	kWh/day 6.8

Product Data

Model	NAV8A
Total Display Area	19 ft ² (m ³)
Total Display Area	2.375 ft ² /ft (m ³ /m)
Shelf Area	5,364 in ² (m ²)
Shelf Area	37.25 ft ² (m)
AHRI Gross Refrigerated Volume (ft ³) ^C	24.18 ft ³ (m ³)
AHRI Gross Refrigerated Volume (ft ³ /ft) ^C	3.023 ft ³ /ft (m ³ /m)
AHRI Total Display Area (m ² /m) ^C	0.724 ft ² / ft (m ² / m)

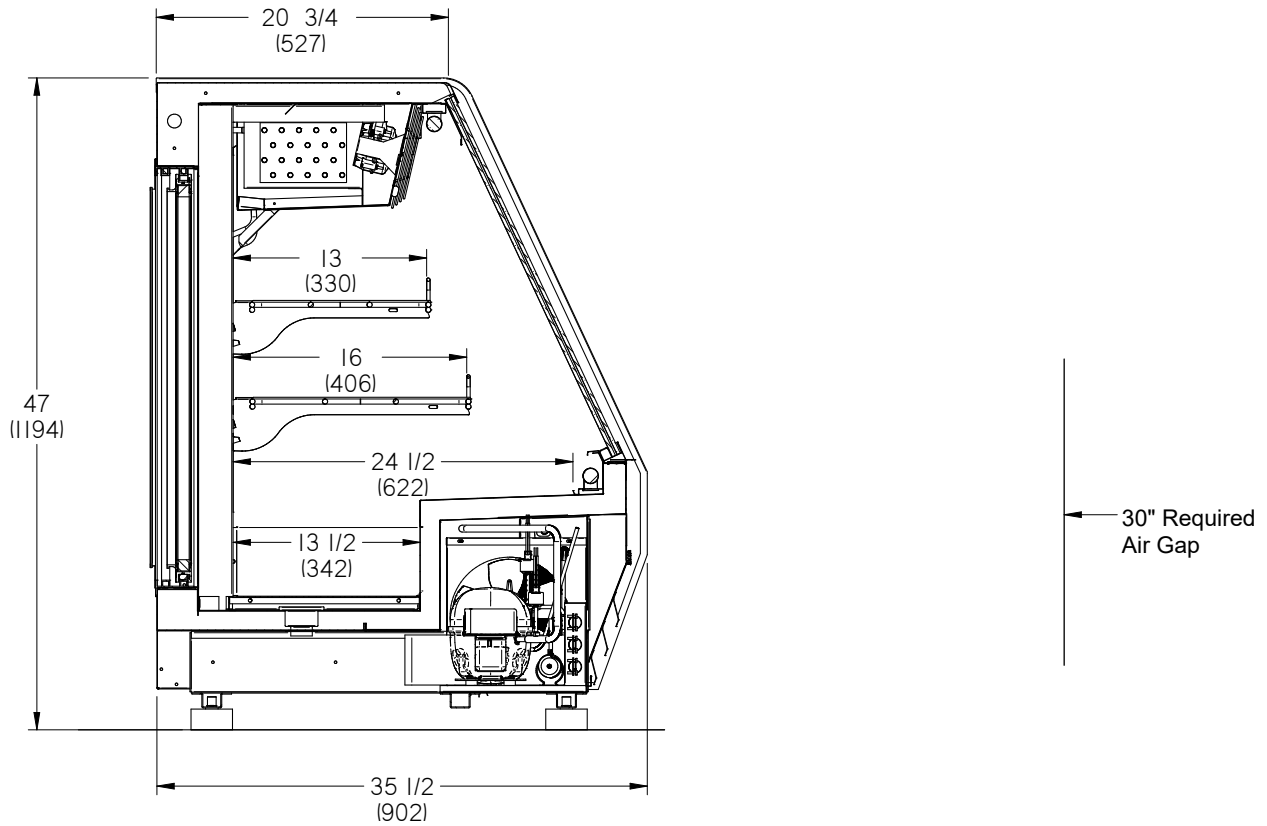
^A Data based on store temperature and humidity that does not exceed NSF Type I ambient conditions of 75° F (23.9° C) and 55% relative humidity, except where noted

^B ±15% based on product loading. Data based on NSF Type II 80° F (26.7° C) and 55% relative humidity.

^C Computed using AHRI 1200 standard methodology

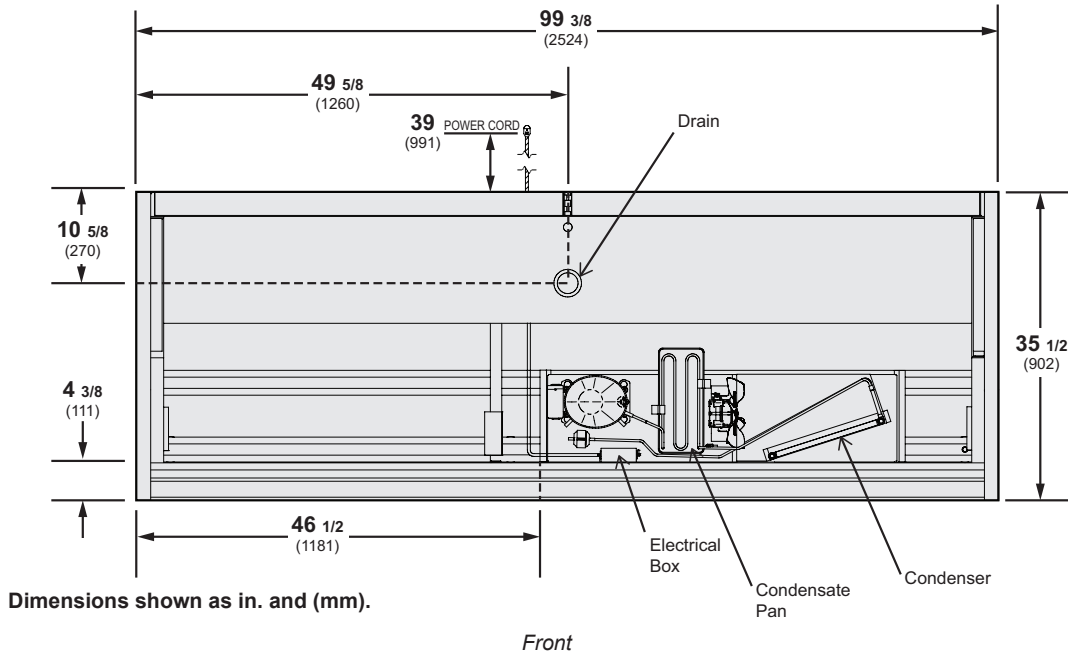
Cross-Section View

Right-side view of the case(s). Standard shelf compliment shown as tested—one row of 13 in. shelves upper level, one 16 in. shelf lower level. A 30 in. (762 mm) spacing is required in front of the merchandiser to ensure no obstruction of condensing unit airflow.



Dimensions shown as in. and (mm).

Plan View



Dimensions		NAV8A
(A)	Case Length (with pair of ends)	$93 \frac{3}{8}$ (2372)
(B)	Maximum O/S of case back to front (includes bumper)	$35 \frac{1}{2}$ (902)
(C)	Center of drain to back of case	$10 \frac{5}{8}$ (270)
(D)	Center of drain to right end of case	$49 \frac{5}{8}$ (1260)
(E)	Condensing Unit base to left end of case	$46 \frac{1}{2}$ (1181)
(F)	Condensing Unit base to front of case	$4 \frac{3}{8}$ (111)
(G)	Back of case to extension cord	39 (991)

NOTE: This case has a drain pan and does not require a floor drain.

Electrical Data

Hussmann refrigerated merchandisers configured for sale for use in the United States meet or surpass the requirements of DOE energy efficiency standards.

Each 8 ft case requires one **120 VAC / 1-phase / 60 Hz** connection in the form of a NEMA 5-15R receptacle.

Model	NAV8A
Total Amps	5.5

NEMA Electrical Plug Compatibility

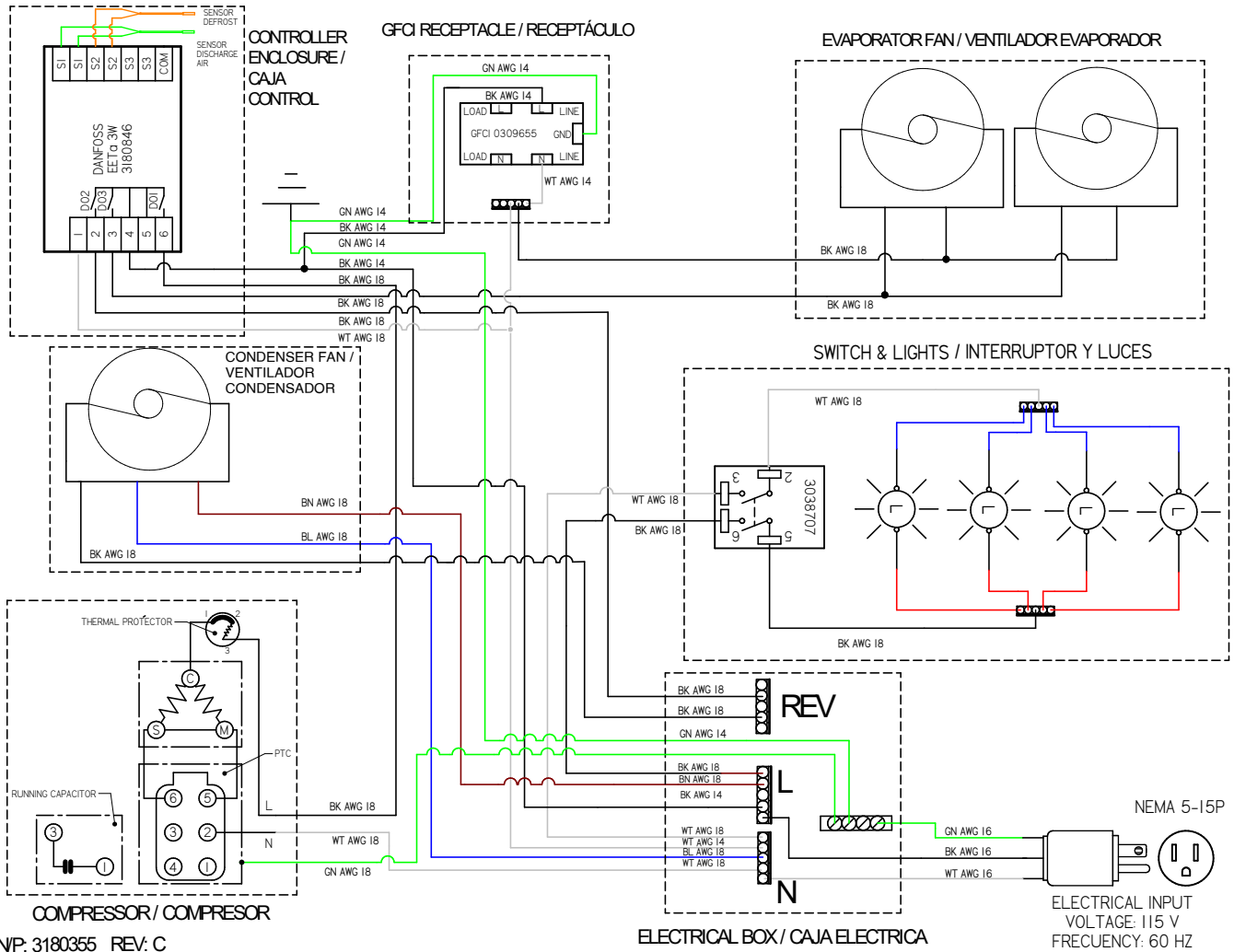
NEMA Plug	5-15P 
-----------	--

Weight

Model	NAV8A
Estimated Shipping Weight ^E	620 lb (281 kg)
Estimated Unit Weight ^E	276 lb (125 kg)

^E Actual weights will vary according to optional kits included

Wiring Diagram



NP: 3180355 REV: C

NOTES:

1. APPLICABLE STANDARDS / SPECIFICATIONS ASME Y14.5M-1994, DIMENSIONS AND TOLERANCES
2. KEY PRODUCT CHARACTERISTICS PER EPR-0006 & IDENTIFIED WITH SYMBOL
3. MATERIAL- PAPER WHITE THICKNESS: 90 gr COATING: KAOLIN ADHESIVE: PERMANENT C4000
4. REF NONE

ELECTRICAL SPECS

MODEL: NAV8-R290
 VOLTAGE: 115 V
 FREQUENCY: 60 HZ
 COMPRESSOR: EMBRACO

UL COLOR CODES / ABBREVIATIONS

- RED = RD
- BLACK = BK
- BLUE = BL
- YELLOW = YL
- GRAY = GY
- WHITE = WT
- GREEN = GN
- BROWN = BN
- ORANGE = OR
- VIOLET = VT

FACTORY 14GA WIRE

FACTORY 10GA WIRE

FIELD WIRE

DS_NAV8A_3221871_C_EN

Revision History

Revision C: (November 2025) Revised wiring diagram

Revision B: (July 2025) revised shelf and plan view

Revision A: (June 2025) Initial production



Scan the QR code on your mobile device to access additional product information or order parts.

Parts may also be ordered at:

parts.husmann.com

Call toll free: 1.855.487.7778

We reserve the right to change or revise specifications and product design in connection with any feature of our products. Such changes do not entitle the buyer to corresponding changes, improvements, additions or replacements for equipment previously sold or shipped.