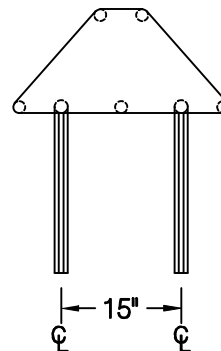
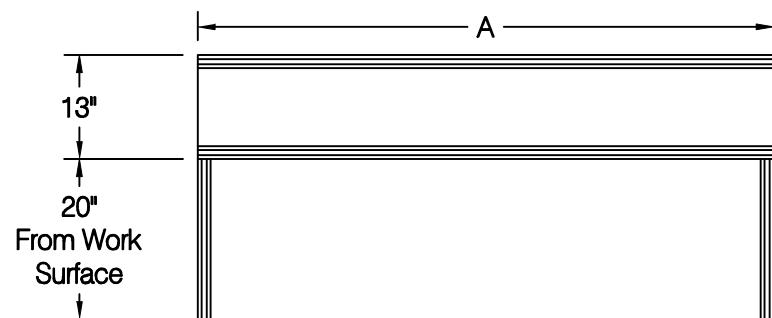
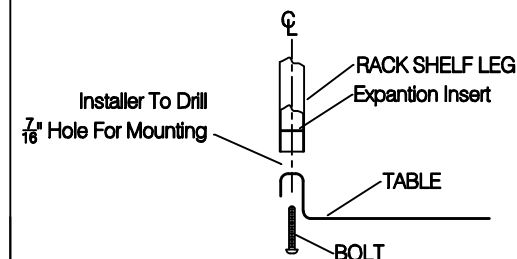


NOTE:
(RACK SHELF DIMENSION "A" MUST MATCH THE "A" DIMENSION OF THE TABLE PROFILE SELECTED)

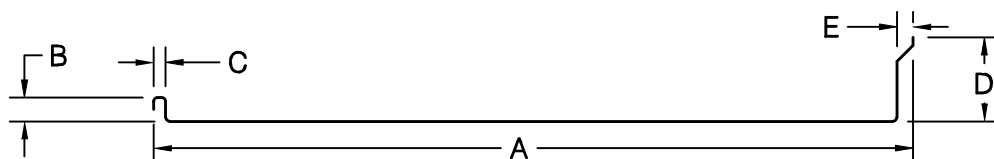


TYPICAL INSTALLATION



SELECT TABLE STYLE * SEE NOTE ABOVE*****

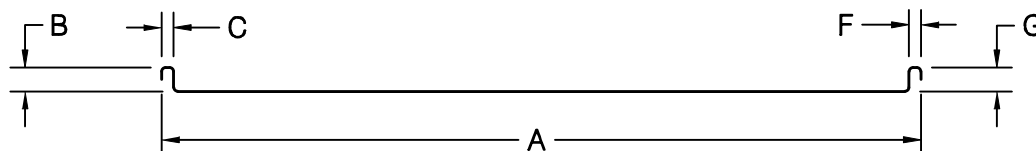
1. ☐



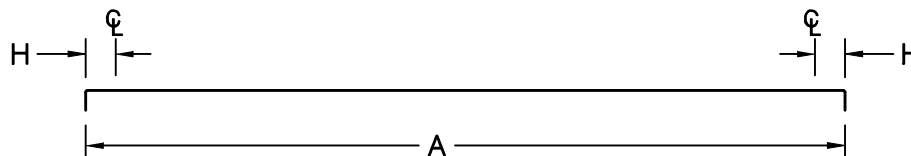
NOTE:

Rack Shelf Will Be Supplied With 20" Tall Posts On The Splash Side, All Modifications Required To The Post / Splash Will Need To Be Done In The Field By The Others.

2. ☐



3. ☐



Please Provide Required Dimension (INCHES)

DIMENSIONS	Special Notes
A _____	
B _____	
C _____	Min. Dimension 1.625"
D _____	
E _____	
F _____	Min. Dimension 1.625"
G _____	
H _____	Min. Dimension 1.625"
J _____	Min. Dimension 0.8750

OPTIONAL:
All (4) Legs To Be 20" Tall & Supplied With Expansion Insert. Customer To Cut To Height In The Field (PROVIDE DIMENSION "A" ONLY)



ADVANCE TABCO
325 Wireless Blvd.
Hauppauge, NY 11788
Tel: 800-645-3166
Fax: 631-242-4589
cad@advancetabco.com

Customer:	Order / Quote#	Sheet #	Original Drawing Date:	NO.	Revision Date:	By:	Print Approval:
Job Name:	Model #	Item #	Material:	1			Accessory Locations MUST Be Verified Prior To Unit Being Fabricated
Purchase Order # :	DTA-79 (Field Intallation)		18 Ga. 300 S/S Tubing	2			
	Drawn By:	Scale:	Tolerance:	3			
		1/2" = 12	+ .500 - .500	4			
				5			
FACTORY USE ONLY:	WELDING:	Final Inspection:		Approved By _____ Date _____			
1) Date: _____ Inspected By: _____		2) Date: _____ Inspected By: _____		1) Date: _____ Inspected By: _____ 2) Date: _____ Inspected By: _____			