









Clean Track L24 How To

Empty the Debris Hopper










1	 <p>Turn off machine.</p>	2	 <p>Grasp the metal handle and slide hopper out.</p>	3	 <p>Empty and clean hopper after each use. Reinstall the hopper.</p>
----------	------------------------------------------------------------------------------------------------------------	----------	----------------------------------------------------------------------------------------------------------------------------------------	----------	---------------------------------------------------------------------------------------------------------------------------------------------------------

Clean out the Recovery Tank

1	 <p>Press the scrub off button to stop brushes and solution flow.</p>	2	 <p>Remove the drain hose from its hanger and remove cap. Squeeze hose to regulate water flow.</p>	3	 <p>Rinse out the tank.</p>
4	 <p>Inspect recovery tank and vacuum hoses.</p>	5	 <p>Inspect and clean inlet filters.</p>		







Clean Track L24 How To

Store the Machine

<p>1</p>  <p>Press the scrub off button to stop brushes and solution flow. Turn key to off position.</p>	<p>2</p>  <p>Empty solution tank.</p>	<p>3</p>  <p>Direct hose to a floor drain or bucket. Rinse tank with clean water. Inspect hoses. Replace hose if needed.</p>
<p>4</p>  <p>Rinse the recovery tank and hoses. Leave lid open to allow tank to air dry.</p>	<p>5</p>  <p>Direct hose to a floor drain or bucket. Rinse tank with clean water. Inspect hoses. Replace hose if needed.</p>	<p>6</p>  <p>Clean and inspect brush. Rinse with warm water. Hang to dry. Replace if needed.</p>
<p>7</p>  <p>Remove and clean vacuum inlet screens.</p>	<p>8</p>  <p>Remove and clean vacuum shoes.</p>	<p>9</p>  <p>Plug machine up to charge for next use.</p>

Clean Track L24 How To

Weekly Maintenance

1	 Check each battery cell water level.	2	 Inspect and clean solution filter.	3	 Clean the solution spray nozzles.
4	 Purge chemical mixing system by replacing detergent cartridge with a cartridge filled with clean water	5	 Turn key switch. Press Detergent switch and Solution/Pre-Spray buttons (hold for 2 seconds). Purge process takes 30 seconds.		Follow step 5 <u>only</u> if your machine is equipped with the EcoFlex system.