



Grab n' Go


QUICK TO FIND, QUICK TO RETRIEVE,
QUICK TO RESTOCK THE SUPPLIES YOU NEED.

Metro qwikSIGHT™ provides the supply storage options you've been looking for. Cleaner containment, better accessibility and unbeatable Metro quality makes qwikSIGHT™ the ideal supply storage solution.

- > CANTILEVERED WITH ADJUSTABLE ANGLE FOR BETTER VISIBILITY & ERGONOMIC ACCESS
- > SUPERIOR BASKET DESIGN FOR SUPPLY PROTECTION AND USER COMFORT
- > DURABLE CONSTRUCTION FOR YEARS OF RELIABLE PERFORMANCE
- > MULTIPLE CONFIGURATIONS AND BASKET SIZES TO MAXIMIZE SPACE



Adjustability is front and center.



Accessible.

Adjustable angle basket brackets are easily repositioned for easy access and superior ergonomics.

Numbered uprights allow for quick, tool free, basket adjustment at 1" (25mm).



Touchable.



Superior design and high quality production shields personnel and supplies from incidental rips and tears.

The capacity to hold more.

Flexible.

Choose from single or double sided configurations. Stationary or mobile to make cleaning easier. Space efficient direct mount caster configuration or extension bars to increase stability when moved.




Right sized.


Available in 12" (305mm) or 18" (457mm) depths and 18" (457mm), 36" (914mm) or 48" (1219mm) lengths. Baskets accept optional dividers and label holders.

Hold up to 500lbs.

100lbs (45kg) per basket, 375lbs (170kg) per mobile unit, 500lbs (227kg) per stationary unit




Compartment width dividers



Shelf Dividers



Color coded label holders



Clear label holder