

the fino collection



hand dryer

High-speed hand dryer.
Width: 11 11/16" (297mm)
Height: 13 1/2" (343mm)
Depth: 3 5/16" (84mm)
ADA compliant.
Power consumption of 1kW.
10-12 second dry time.
Type 304, 18 gauge (1.2mm), stainless steel.
Satin stainless steel or matte black as standard.

Models available:
● B-7179
● B-7179.MBLK

Finishes available:
● Satin Stainless Steel
● Matte Black



towel dispenser

400 C-fold, 525 multifold.
Built in TowelMate®
Width: 11 11/16" (297mm)
Height: 13 1/2" (343mm)
Depth: 3 15/16" (100mm)
ADA compliant.
Type 304, 18 gauge (1.2mm), stainless steel.
Satin stainless steel or matte black as standard.
Country of Origin: UK and USA

Models available:
● B-9262
● B-9262.MBLK

Finishes available:
● Satin Stainless Steel
● Matte Black

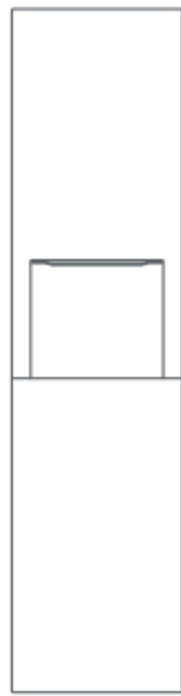


waste receptacle

Width: 11 11/16" (297mm)
Height: 23 7/8" (607mm)
Depth: 6 1/8" (156mm)
Capacity: 6 gal
Type 304, 18 gauge (1.2mm), stainless steel.
Satin stainless steel or matte black as standard.
Country of Origin: UK and USA

Models available:
● B-9279
● B-9279.MBLK

Finishes available:
● Satin Stainless Steel
● Matte Black

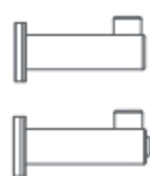


combination towel & waste unit

500 singlefold, 800 multifold.
Width: 13" (330mm)
Height: 52" (1320mm)
Depth: 5" (127mm)
Capacity: 8.5 gal
Type 304, 18 gauge (1.2mm), stainless steel.
Satin stainless steel or matte black as standard.
Country of Origin: USA

Models available:
● B-9944
● B-9944.MBLK

Finishes available:
● Satin Stainless Steel
● Matte Black



coat hooks

Width: 1 5/16" (34mm)
Height: 1 1/2" (38mm)
Depth without bumper: 3" (75.5mm)
Depth with bumper: 3 1/16" (78mm)
Type 303 stainless steel.
Satin stainless steel or matte black as standard.
Country of Origin: UK and USA

Models available:
● B-9542 / B-9541
● B-9542 / B-9541.MBLK

Finishes available:
● Satin Stainless Steel
● Matte Black



single roll holder

Width: 5 7/8" (149.5mm)
Height: 1 5/16" (34mm)
Depth: 3 1/4" (83mm)
Type 303 stainless steel.
Satin stainless steel or matte black as standard.
Country of Origin: UK and USA

Models available:
● B-9543
● B-9543.MBLK

Finishes available:
● Satin Stainless Steel
● Matte Black

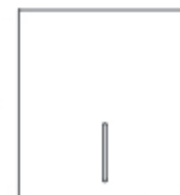


double roll holder

Width: 10 1/2" (266mm)
Height: 1 5/16" (34mm)
Depth: 3 1/4" (83mm)
Type 303 stainless steel.
Satin stainless steel or matte black as standard.
Country of Origin: UK and USA

Models available:
● B-9547
● B-9547.MBLK

Finishes available:
● Satin Stainless Steel
● Matte Black



jumbo roll holder

Width: 11 11/16" (297mm)
Height: 12 13/16" (325mm)
Depth: 5 1/16" (128mm)
Type 304, 18 gauge (1.2mm), stainless steel.
Satin stainless steel or matte black as standard.
Country of Origin: UK and USA

Models available:
● B-9890
● B-9890.MBLK

Finishes available:
● Satin Stainless Steel
● Matte Black



toilet seat cover dispenser

Width: 15-13/16" (400mm)
Height: 11" (280mm)
Depth: 2" (50mm)
Type 304, 18 gauge (1.2mm), stainless steel.
Satin stainless steel or matte black as standard.
Country of Origin: USA

Models available:
● B-9221
● B-9221.MBLK

Finishes available:
● Satin Stainless Steel
● Matte Black



sanitary disposal

Width: 7 1/2" (190mm)
Height: 13" (330mm)
Depth: 4 1/4" (108mm)
Type 304, 18 gauge (1.2mm), stainless steel.
Satin stainless steel or matte black as standard.
Country of Origin: USA

Models available:
● B-9254
● B-9254.MBLK

Finishes available:
● Stainless Steel
● Matte Black

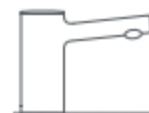


grab bars

ADA/DDA compliant grab bars available in widths of 18", 24", 30", 36", and 42" (457, 610, 762, 914, and 1067mm).
Tube: Type 303, 14 gauge (2mm) stainless steel.
Tube diameter: 1 1/2" (38.1mm).
Satin stainless steel or matte black as standard.
Country of Origin: UK and USA

Models available:
● B-9806 / B-9807
● B-9806 / B-9807.MBLK

Finishes available:
● Satin Stainless Steel
● Matte Black



cylindrical soap dispenser

Durable diecast zinc, available in five finishes.
Body Diameter: 2 1/16" (52mm)
Body Length: 5 9/16" (142mm)
Body Height: 3 15/16" (100mm)
Power: Includes 6V AC adapter.

Finishes available:
● Polished Chrome
● Brushed Nickel
● Brushed Brass
● Polished Graphite
● Matte Black



cylindrical faucet

One-piece heavy-duty cast brass available in five finishes.
Body Diameter: 2 1/4" (56mm)
Body Length: 6 13/16" (173mm)
Body Height: 5 15/16" (150mm)
Power: Includes both 6V AC Adapter and 4 "AA" battery pack (batteries included).

Finishes available:
● Polished Chrome
● Brushed Nickel
● Brushed Brass
● Polished Graphite
● Matte Black



streamlined soap dispenser

Durable diecast zinc, available in five finishes.
Body Width: 1 13/16" (46mm)
Body Length: 4 7/8" (124mm)
Body Height: 3 11/16" (94mm)
Power: Includes 6V AC adapter.

Finishes available:
● Polished Chrome
● Brushed Nickel
● Brushed Brass
● Polished Graphite
● Matte Black



streamlined faucet

One-piece heavy-duty cast brass available in five finishes.
Body Width: 2 1/16" (53mm)
Body Length: 7 1/8" (181mm)
Body Height: 5 1/2" (139mm)
Power: Includes both 6V AC Adapter and 4 "AA" battery pack (batteries included).

Finishes available:
● Polished Chrome
● Brushed Nickel
● Brushed Brass
● Polished Graphite
● Matte Black