



MANUFACTURER OF STORE FIXTURES AND DISPLAYS SINCE 1925



# LINEA FIXTURE COLLECTION

## EXTENDED 2-WAY RACK

- 1" square tubing
- Statuary bronze finish

### 2-Way Rack

66"H x 30"W x 20"L.

Frame is 28"W and hang bar extends 1" on either side.


Includes levelers.

Statuary bronze finish.

LNE2W



LNE2W



LN2WCHB

### Curved Hangbar for 2-Way Rack

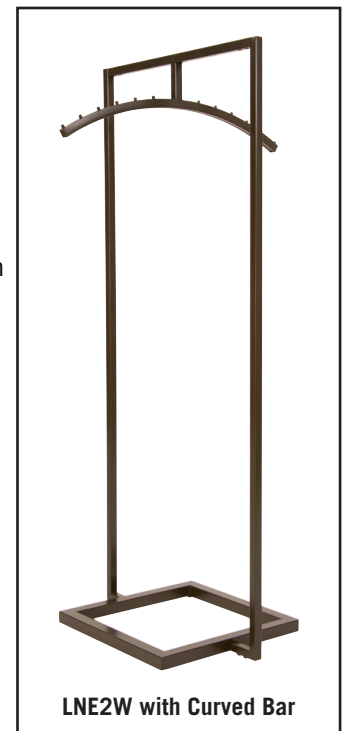
Replaces existing straight bar on 2-Way Rack.

30"L with a 3" drop.

Includes six tab stops on either side of drop.

Statuary bronze finish


LN2WCHB



LNE2W with Curved Bar

## BALLET BAR RACKS

- 1" square tubing
- Statuary bronze finish



LNBBE

### Extended Ballet Bar Rack

66"H x 54"W x 20"L.

LNBBE



LNSWBBE

### Extended Ballet Bar Rack with Swivel Hangers

66"H x 54"W x 20"L.

Each hang bar swivels independently and measure 25" long with tab stops.

LNSWBBE



## ETAGERES

- 1" square tubing
- Statuary bronze finish

### Etagere Shelf Unit

67"H x 16"W x 16"L.  
The two middle shelves are adjustable.  
Tempered glass.

LNET1616



### Etagere Hang-Fold Hybrid Unit

67"H x 54"W x 16"L.  
Hang bar measures 37" long.  
Glass shelves measure 16" square.  
The three middle shelves are adjustable.  
Tempered glass.

LNHFET





## FREESTANDING MERCHANDISING UNIT


- 1" square tubing
- Statuary bronze finish

### Single Unit


This unit is extremely versatile using any of the optional accessories we offer. From double hanging to hanging and faceouts to shelving, this unit offers it all!

Includes tempered glass bottom shelf.  
The split shelf design saves on shipping costs!  
Each piece of glass measures 26"x26" square x 3/16" thick.  
Overall dimensions are 90"H x 54"W x 28"L.

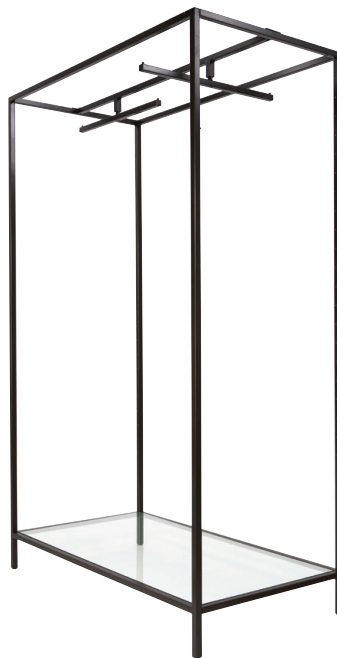
LNWU



LNWU2



**LNWI**  
Shown w/ LNWIADSWV



**LNWI**  
Shown w/ LNWIUFTSWV



**LNWI**  
Shown w/ LNWIUSHLF2



**LNWI**  
Shown w/ LNWIUFTSWV  
and LNWIUSHLF2  
w/ LNWIUSHLFAH


## WALL UNIT ACCESSORIES



### Adjustable Swivel Hangbar

2 Swivel Hangbars: 25-1/8" each  
Adjusts in height utilizing the  
shelf pins on the Freestanding Unit.

LNWIADSWV



### Adjustable Glass Shelf

Shelf measures 54"W x 28"L x 1"H.  
The split glass saves in shipping costs!  
Each piece of glass measures  
approximately 26"square.  
Adjusts in height utilizing the shelf  
pins on the Freestanding Unit.  
LNWIUSHLF2



### Fixed Height Swivel Hang bar

2 Swivel Hangbars: 25-1/8" each  
Mounts to the top rail of the  
Freestanding Unit.


LNWIUFTSWV



### Hang Bar For Shelf

Easily mounts to bottom of  
LNWIUSHLF2 shelf  
with included hardware.  
52" Long with a 3" drop.

LNWIUSHLFAH



## SIGN HOLDERS



LNSH3




LNSH2



LN4SH4A

### Hangbar Sign Holder

Fits end of straight faceouts  
Holds 3.5"L x 3.5"H card stock  
Statuary bronze finish  
LNSH3



### Saddle Mount Sign Holder

Magnetically sits on 1" square tubing.  
Holds 7"L x 5.5"H card stock  
Statuary bronze finish  
LNSH2

### Table Top Sign Holder

Weighted base.  
Holds 7"L x 5.5"H card stock  
Statuary bronze finish  
LN4SHA

## MERCHANDISING TABLES



LNNTS2



LNNTB2



LNTBL2

### Nesting Tables

#### Small Nesting Table

48"W x 24"L x 22"H  
Statuary bronze finish  
LNNTS2

#### Large Nesting Table

52"W x 24"L x 30"H  
Statuary bronze finish  
LNNTB2

#### Large Display Table

60"W x 26"L x 34"H.  
Middle shelf is adjustable.  
LNTBL2

Tempered glass shelves are two piece construction to save in shipping costs!









MANUFACTURER OF STORE FIXTURES AND DISPLAYS SINCE 1925

© 2018 Econoco Corporation | 300 Karin Lane • Hicksville, New York 11801  
800.645.7032 | [www.econoco.com](http://www.econoco.com)