

SPILL CONTAINMENT




MODULAR SPILL PLATFORMS


			
1633	1632	16323	1635
1633D	1632D	—	1635D
1633B	1632B	—	1635B
1633BD	1632BD	—	1635BD
1 Drum Modular Platform	2 Drum Modular Platform	3 Drum Modular Platform	4 Drum Modular Platform
26¼ in./66.7 cm. 26 in./66.1 cm. 6½ in./16.6 cm.	26¼ in./66.7 cm. 51½ in./130.9 cm. 6½ in./16.6 cm.	26¼ in./66.7 cm. 77½ in./196.9 cm. 6 in./16.6 cm.	51½ in./130.9 cm. 51½ in./130.9 cm. 6½ in./16.6 cm.
15 gal./56.8 L	30 gal./113.6 L	45 gal./170.3 L	60.5 gal./229.1 L
16 lbs./7.3 kg.	32 lbs./14.6 kg.	48 lbs./21.6 kg.	65 lbs./29.5 kg.
2,000 lbs./907.2 kg.	5,000 lbs./2,268 kg.	5,000 lbs./2,268 kg.	10,000 lbs./4,536 kg.
No	Yes	Yes	Yes
			 
No	Yes	Yes	Yes

MODULAR SPILL PLATFORMS


	
1686	1688
1686D	1688D
1686B	1688B
1686BD	1688BD
6 Drum Platform	8 Drum Platform
78¼ in./198.8 cm. 51½ in./130.9 cm. 6 in./16.6 cm.	103 in./261.7 cm. 51½ in./130.9 cm. 6 in./16.6 cm.
88 gal./333.2 L	121 gal./458.1 L (60.5 per side)
85 lbs./38.6 kg.	112 lbs./50.8 kg.
10,000 lbs./4,536 kg.	10,000 lbs./4,536 kg.
Yes	Yes
 	 
Yes	Yes

TYPICAL CONFIGURATIONS






Modular design allows for multiple configurations. Easy to connect with built-in U-channel. Low profile for easy loading and unloading.




Convenient Storage Center


**All Eagle Pallets & Platforms feature:**  
High-performance engineered plastic construction for excellent chemical resistance and impact durability for long life.




EPA 40 CFR 264.175: Container storage areas must have a containment system that has sufficient capacity to contain 10 percent of the volume of containers or the volume of the largest container, whichever is greater.




This marker indicates compliance with EPA spill prevention, control and countermeasures regulations.



**Did you know?**  
According to SPCC regulations, containment systems are required by any industry that deals with the storing and transportation of hazardous materials.



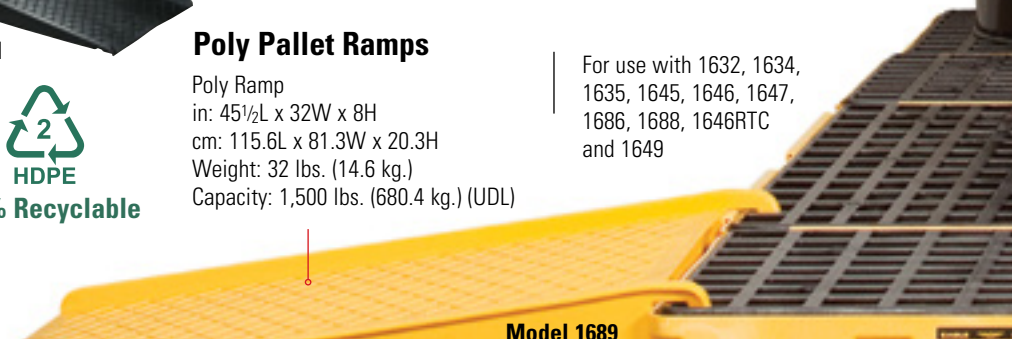
Model 1689B



**Poly Pallet Ramps**

Poly Ramp  
in: 45½L x 32W x 8H  
cm: 115.6L x 81.3W x 20.3H  
Weight: 32 lbs. (14.6 kg.)  
Capacity: 1,500 lbs. (680.4 kg.) (UDL)

For use with 1632, 1634, 1635, 1645, 1646, 1647, 1686, 1688, 1646RTC and 1649



Model 1689