



EAGLE TEMPO



DISCOVER
MORE





EAGLE TEMPO



Your place is full, orders are flying in thick and fast, meanwhile, Victoria Arduino's Eagle Tempo is calmly taking care of business

With portafilters fresh for the next basket, three different-sized cups brewing simultaneously, you finish one order in a rich foam and you're on to the next.

- Pre-programmed, one-touch simplicity
- Beauty and brains redefined
- Energy efficient, environmentally conscience
- High productivity




POETRY IN MOTION

Handsome features ensure the Eagle Tempo won't go unnoticed, yet it's compact enough to fit into the modest of spaces. Whether you're serving one or a dozen customers, a handful of patented technologies guarantee that every single beverage is as good as the last. With effortless efficiency, the Eagle Tempo provides the ultimate solution for restaurants, roasteries, bakeries, patisseries and bars that simply want to deliver a consistent cup everyday.



With effortless efficiency, the Eagle Tempo simply delivers your favourite coffee and plant-based beverages, time after time





DESIGN SUSTAINABILITY TECHNOLOGY

Eagle Tempo is more energy efficient than our previous model, which is better for both your business and the environment

EFFORTLESSLY
EFFICIENT

TOUCH SCREEN DISPLAY


1 Control the brew at a glance. The touchscreen display allows the barista to read brewing information, create recipes, change settings and navigate auxiliary functions in an instant.

STEAM BY WIRE

2 Quality steam for super foam. Whether it's plant or dairy based, we have two pressure settings (purge and steam) to deliver impeccable steam. Select the one that suits you and you're all set.

HIGH VOLUME BOILER

3 High volume and insulated boiler to grant high productivity for coffee and milk based drinks and to reduce energy dispersions.



PRE-PROGRAMMED RECIPES

4 Five buttons for different pre-programmed coffee recipes.

DIGIT TECH

5 The new Digit Tech engine is crafted with precision, using copper and fully insulated for optimal performance. Designed with user-friendly operation and effortless maintenance in mind, it delivers consistent results with ease. With the capability to set the same temperature across every group, it ensures uniformity in every cup. Thanks to the advanced PID pressure sensor, it maintains unparalleled steam stability, while termosiphonic circulation combined with PID technology guarantees consistent extraction.

Victoria Arduino's new **DIGIT TECHNOLOGY** features a single boiler system meticulously engineered with a copper boiler that's fully insulated to minimize energy loss and reduce electrical consumption. Designed for effortless operation and maintenance, it allows you to set the same temperature for every group—perfect for businesses using a single type of coffee, making it incredibly straightforward to work with.

PID SYSTEM and pressure sensors, delivering unparalleled steam stability, while termosiphonic circulation combined with PID ensures consistent extraction, offering maximum control for the best possible result in every cup.



DIGIT TECHNOLOGY & PID SYSTEM

STEAM BOILER

1

Capacity: 11 lt (2 groups) 17 lt (3 groups)

Power: 4500 W (2 groups) 5000 W (3 groups)

Range: 1.8 bar (optimum 1.2 bar)

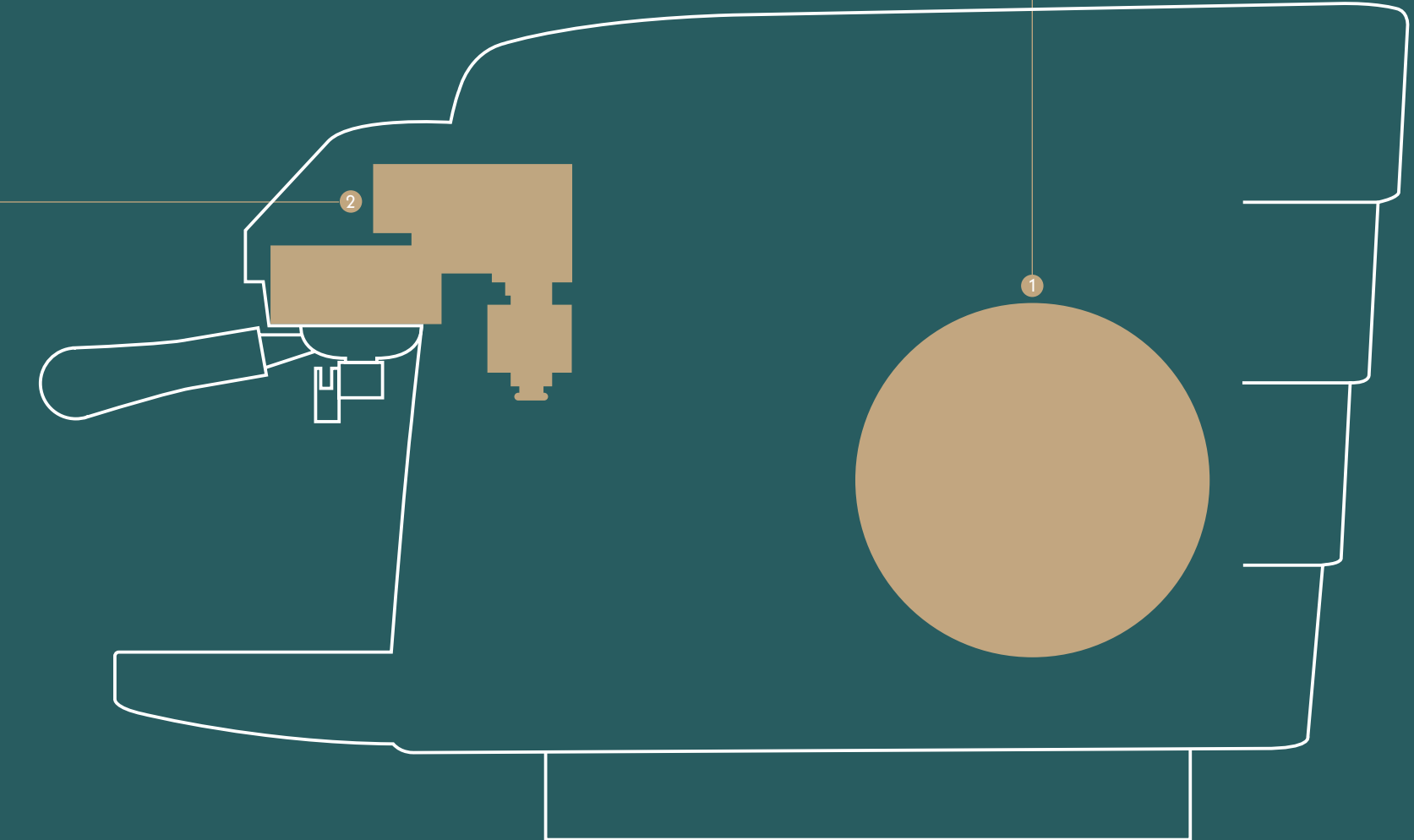
Material: Copper and insulation

DISPENSING GROUP

2

Weight: 4 kg

Material: brass



TECHNOLOGY

STEAM BY WIRE

Our PID system delivers unmatched thermal stability and remarkable consistency, working in harmony with advanced pressure sensors to maintain stable steam at a precise 1.2 bar. The copper boiler, fully insulated for energy efficiency, pairs seamlessly with our intuitive electronic system, making operation effortless. With just two simple controls—purge and steam—baristas can effortlessly craft exceptional cappuccinos, thanks to our Steam-by-Wire technology. This innovation, combined with an advanced steam wand featuring a tangential perforated nozzle, creates the perfect milk vortex for a dense, silky cream. Our ergonomic, aluminium moulded steam lever, designed for easy activation, makes every step feel simple and intuitive.



Steam by Wire generates a perfect vortex of milk in the steam pitcher that optimizes the micronization of the milk

EASY CREAM

You've got perfect dry steam, but ensuring it's used correctly to dress your cappuccino/latte/flat white is an art in itself, but Easycream quickly takes all the drama out of creating the perfect foam for your brew. Whether you're using dairy milk or a plant-based alternative, our wand features automatic steaming for a fast, consistent cream that's rapidly delivered at the optimum temperature to ensure your milk is always pillow soft.

NEW EASYCREAM FEATURE TO IMPROVE PRODUCTIVITY. Eagle Tempo features two different display modes to speed up your workflow.

EASYCREAM DISPLAY MODE: You can select recipes for different drinks and milk types directly from the display homescreen.

COFFEE DISPLAY MODE: You can select your milk/alternative recipes by touching the steam icon one or more times.



Watch the video tutorial



Easycream
display mode



Coffee
display mode

OPTIONAL FEATURES



CUPWARMER

Made in stainless steel, Eagle Tempo’s adhesive silicone cup warmer resistance ensures that the temperature, set by the Barista on the display, remains perfectly consistent. Simple as that.

Dimensions:
3 groups version - 984 mm x 371 mm
2 groups version - 754 mm x 371 mm




COOLTOUCH STEAM WAND

The stainless-steel steam wand is always cool to the touch, its 360° rotation and gooseneck shape make it ideal for big-capacity jugs.



HEADLIGHTS

Each of the two or three group heads come with customisable, ergonomic headlights. In addition to lighting up the working area so you can see what you’re doing, being able to identify the function of a button at a glance is going to be enormously appreciated when you’ve got a rush of customers. And it’d be remiss if we didn’t complement the aesthetic concept with some beautiful iridescence to light up your life. You’re welcome.



LOW OR HIGH GROUPS

These days, the traditional 8oz Cappuccino is served alongside 12 or 16oz paper cups for customers on the move. For this reason, the Eagle Tempo’s drip tray height is available in two sizes, one standard for the 8oz cups and one to accommodate the larger cups. The Eagle Tempo also comes with a bigger working area, a larger drain and removable stainless-steel panels, making it a cinch to keep your workstation clean, practical and efficient.



STAINLESS STEEL DRIPTRAY (NEW DESIGN)

We’ve designed a brand-new Stainless steel Drip tray that’s easier to clean with a dedicated slot for purge and a frontal panel with a reverse mirror that allows the barista to check the quality of extraction, but without having to squat down!




AUTOPURGE

Having to stop and clean the portafilter slows things down, it takes up valuable moments when you could be doing something else. Victoria Arduino’s Autopurge technology helps to speed up the workflow and saves on water waste. This time-saving feature will automatically clean the portafilters when you’re not using them, so they’re always fresh for the next basket. That’s one less thing to worry about and more time to focus on your customers, all in one fell swoop.




CHOOSE YOUR STYLE







Matt Black with Stainless Steel Eagle



Stainless Steel with Stainless Steel Eagle



Matt White with Stainless Steel Eagle



Heritage - Stainless steel with Brass Eagle and brass rear bands

3 Groups

Compliment your style with one of Eagle Tempo's unique designs

Also available in low groups


Specifications	3 Groups
Height	41.6 cm
Width	105.5 cm
Depth	65 cm
Voltage	416 V
Watt	5200 W
Steam Boiler Capacity	17 L
Net Weigh	73 kg

Features	3 Groups
PID Technology	Included
Steam-by-Wire	Included
Insulated boiler	Included
Headlights	Optional
Cupwarmer	Optional
Low or raised groups	Optional
Touchscreen Display	Included
Autopurge	Optional
Easycream	Optional

3 Group Colour Options	Aluminium Side Panels	Stainless Steel Rear Panels	Eagle	Rear Bands
Black	Matt black	Matt black	Stainless Steel	Matt Black
White	Matt white	Matt white	Stainless Steel	Shiny White
Stainless Steel	Chrome	Chrome	Stainless Steel	Stainless Steel
Heritage	Chrome	Chrome	Brass	Brass




Matt Black with Stainless Steel Eagle



Stainless Steel with Stainless Steel Eagle



Matt White with Stainless Steel Eagle



Heritage - Stainless steel with Brass Eagle and brass rear bands

2 Groups

Compliment your style with one of Eagle Tempo's unique designs

Also available in low groups

Specifications	2 Groups
Height	41.6 cm
Width	82.5 cm
Depth	65 cm
Voltage	220-380 V
Watt	4700 W
Steam Boiler Capacity	11 L
Net Weight	62 kg

Features	2 Groups
PID Technology	Included
Steam-by-Wire	Included
Insulated boiler	Included
Headlights	Optional
Cupwarmer	Optional
Low or raised groups	Optional
Touchscreen Display	Included
Autopurge	Optional
Easycream	Optional

2 Group Colour Options	Aluminium Side Panels	Stainless Steel Rear Panels	Eagle	Rear Bands
Black	Matt black	Matt black	Stainless Steel	Matt Black
White	Matt white	Matt white	Stainless Steel	Shiny White
Stainless Steel	Chrome	Chrome	Stainless Steel	Stainless Steel
Heritage	Chrome	Chrome	Brass	Brass

BACK AGAIN
TOMORROW





Victoria Arduino

INSPIRED BY YOUR PASSION.

Simonelli Group SpA
Via E. Betti, 1
62020 Belforte del Chienti (MC) Italy
P. +39 0733 9501
info@victoriaarduino.com
victoriaarduino.com/eagletempo



