

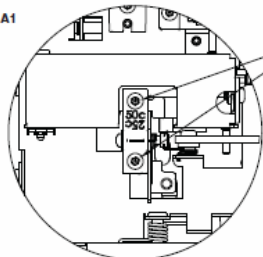
**INSTRUCTIONS FOR CONVERSION**  
**BOBRICK ADA COMPLIANT SANITARY NAPKIN/TAMPON VENDOR**  
**MODELS B-2706, B-3706, B-37063, B-370634, B-370639, B-4706, B-47064, B-47069**

**To Convert Coin Denomination:**

**From 25¢ to 50¢ or 50¢ to 25¢**

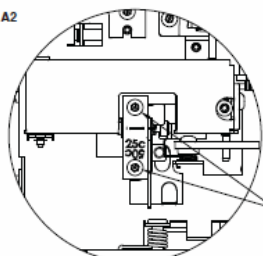
1. Remove two (2) machine screws (T15 Torx Drive) from each of the 25¢ Coin Return Lever Assemblies at the locations indicated in figure A.
- 2a. **For conversion from 25¢ to 50¢, order Part Number 3706-162:** Install 50¢ Coin Return Lever Assemblies (included with kit) so that the 50¢ embossment is on top (see figure A1) and reinstall screws.
- 2b. **For conversion from 50¢ to 25¢, order Part Number 3706-161:** Install 25¢ Coin Return Lever Assemblies (included with kit) so that the 25¢ embossment is on top (see figure A2) and reinstall screws.
3. Adhere coin label (included with kit) onto existing Bezels to match the coin denomination of the magazine. Adhere Napkin graphics label on left Bezel and Tampon graphics label on right Bezel.

Fig. A1



Machine Screws  
(T15 Torx)

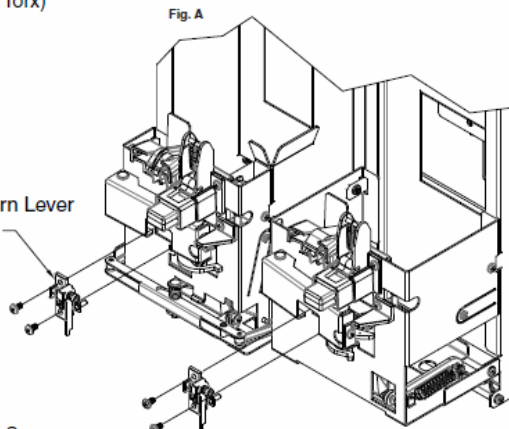
Fig. A2



Coin Return Lever  
Assembly

Machine Screws  
(T15 Torx)

Fig. A



© 2012 Bobrick Washroom Equipment, Inc.  
Form No. 3706-261 r2/10/12 Printed in U.S.A.

In the U.S.A.: BOBRICK WASHROOM EQUIPMENT, INC.  
200 Commerce Drive, Clifton Park, New York 12065-1950 • Tel: 518/877-7444 • FAX: 518-877-5029  
11611 Hart Street, North Hollywood, California 91605-5882 • Tel: 818/962-9600 • FAX: 818-503-1102  
In Canada: BOBRICK WASHROOM EQUIPMENT COMPANY  
45 Rolark Drive, Scarborough, Ontario M1R 3B1 • Ontario East: Tel: (877) 423-6555 • FAX: (877) 423-8555 • Manitoba West: Tel: (877) 423-6444 • FAX: (877) 423-8444