

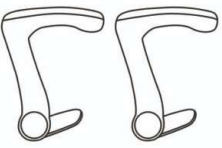
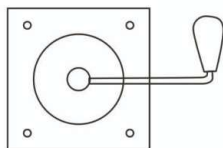
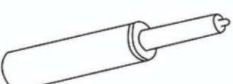






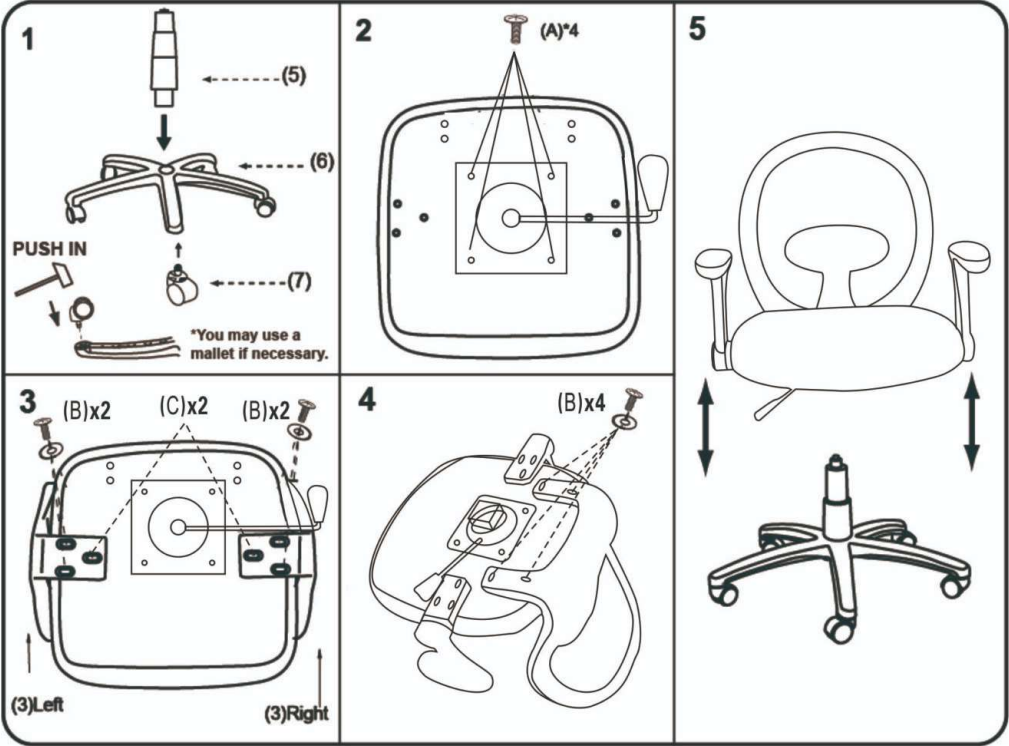


**IMPORTANT NOTICE:
HARDWARE PACKAGE IS ATTACHED
ON THE BOTTOM OF SEAT CUSHION.**

MODEL: B676

(1)x1	(2)x1	(3)x1 (L)x1 (R)
		
Back Cushion	Seat Cushion	Left-Arm Right-Arm
(4)x 1	(5)x1	(6)x1
		
Mechanism	Gas Lift	Base
(7)x 5		
		
Casters		
(A)x4		M6*22 MECHANISM SCREW
(B)x8		M6*40 ARM SCREW
(C)x2		M6*35 BACK SCREW
(D)x1		ALLEN KEY



Insert and loosely tighten all screws. When assembly is completed, fully tighten all screws before using. This chair is only intended for sitting. Any other use will void the warranty.



Customer Service Hotline: 1-800-593-1888 For further assembly instructions, please visit our website at www.bosschair.com