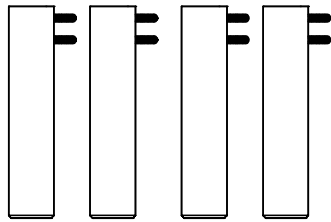
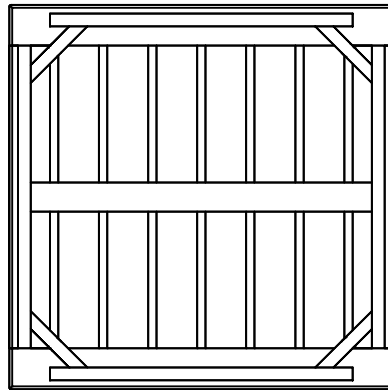


MONTEREY OTTOMAN (MT55)



LEGS



TABLETOP

Hardware Pack:

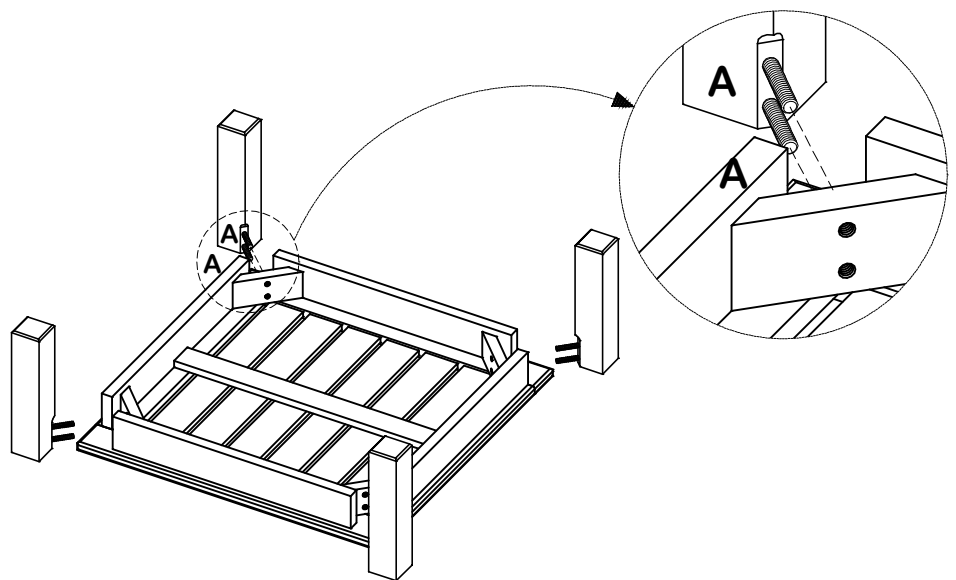
- Stainless Steel Nuts (8 pcs)
- Stainless Steel Washers (8 pcs)
- Wrench

Step 1:

Unpack and place components on a clean, soft, flat surface to avoid scratching or marring the surface during assembly. Identify and match the components and hardware pack.

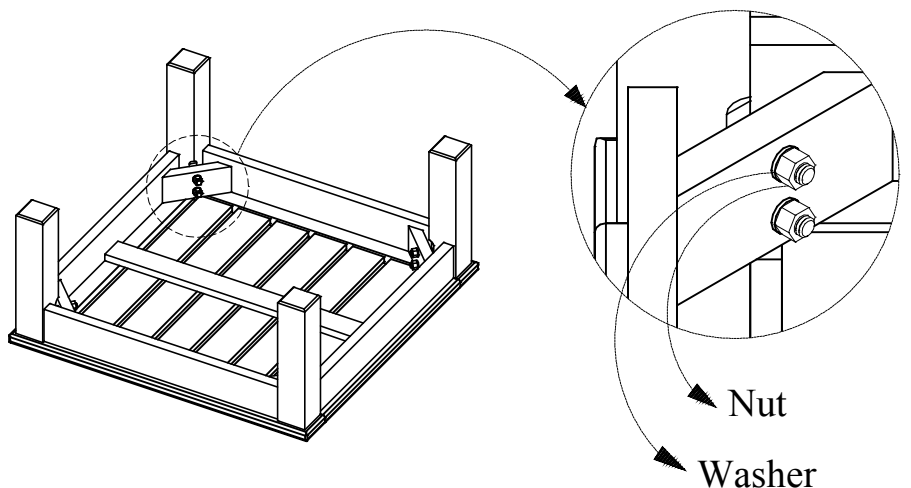
Step 2:

- Insert threaded stainless studs on legs into corner brackets found on the underside of tabletop.
- Assemble the components so that matching letters are aligned (i.e. label A with corresponding label A).



Step 3:

Attach the washers and nuts to the threaded studs, tightening with a wrench.



71 E 400 S Albion, IN 46701

Tel: (260) 244-4334 Fax: (260) 244-4634

Website: www.three-birds.com Email: info@three-birds.com