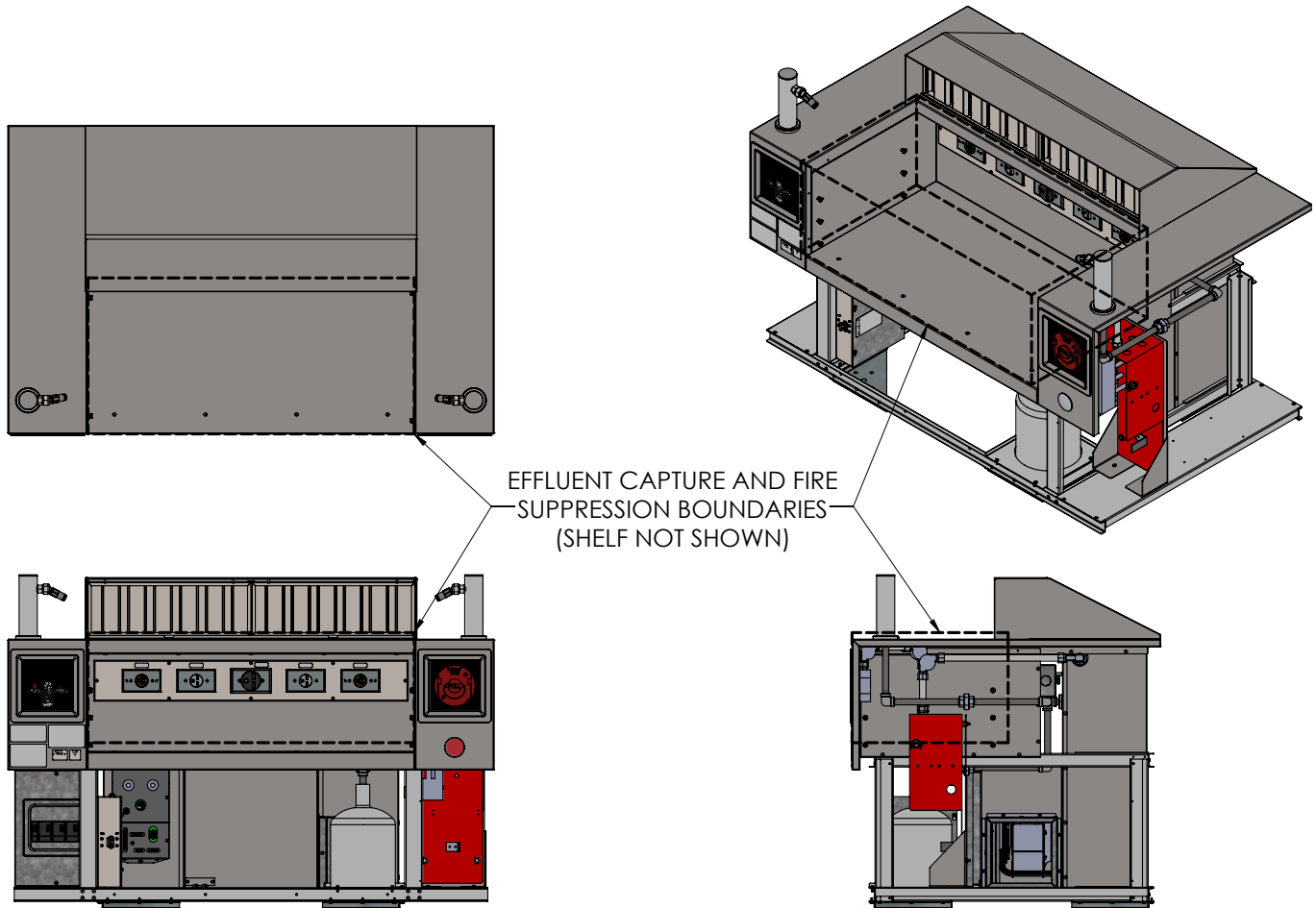


COOKING APPLIANCE GENERAL CONSTRAINTS — ELECTRIC ONLY

- 120 lbs max distributed shelf load
- Appliances must not overhang shelf
- Cooking surfaces must fall within the Effluent Capture and Fire Suppression Boundaries
- 7,200 W maximum, 30 amps, 120 or 240 V
- AHJ approvals are required for all appliances and configurations
- Usable appliance space 18 1/4" D X 35 3/4" W
- Allowable grease discharge per UL 710B and NFPA 96 is 5 mg/m³ (0.00018 oz/ft³). No configuration shall exceed the total allowable discharge.



FC-60V Cooking Appliance Constraints (Electric Appliances Only)

Downdraft Recirculating Ventilation Module

General Constraints

The Authority Having Jurisdiction must authorize the specific cooking appliances and configurations

Any allowed combination of cooking appliances not to exceed a total power input of 7,200 watts

Effluent capture and fire suppression boundaries

Each and any allowed combination of cooking appliances must fit within the perimeter of the shelf dimension, no overhang

The top of any cooking surface, pan, pot, burner, griddle, fryer vat, etc. must not exceed the cooking surface height limit

The weight limit for the shelf is 80 lbs. per appliance with total maximum limit of 120 lbs. evenly distributed

Fryer

One, two, or three vats maximum

Shelf in lowest position

A combination of no more than three vats with a maximum capacity of 15lbs of shortening per vat

Maximum temperature, 375F

Maximum power input, 3600 watts per vat, 7200 watts total

Maximum oil surface, 132 sq. in. per vat

Griddle

One or two griddles maximum

Shelf in lowest position

Maximum temperature, 550F

Maximum power input, 3600 watts total

Maximum griddle cooking surface, 396 sq. in. total

Induction Hob/Hot Plate

One, two, or three hobs maximum

Shelf in any position, one, two, or three as long as meets General Constraints

Maximum temperature, 550F

Maximum power input per hob 3600 watts with maximum total not to exceed 7,200 watts

Maximum pan/pot diameter, 14"

Induction WOK

One or two WOKs maximum

Shelf in lowest position

Maximum temperature, 550F

Maximum power input per hob 3600 watts with maximum total not to exceed 7,200 watts

Maximum pan diameter, 14"

Sandwich/Panini Press

One, two, or three presses maximum

Shelf in any position, one, two, or three as long as meets General Constraints

Maximum temperature, 550F

Maximum power input per press 3600 watts with maximum total not to exceed 7,200 watts

Warming Appliance Constraints

Any combination of warming appliances not to exceed a total power input of 7,200 watts

Each and any combination of warming appliances must fit within the perimeter of the shelf dimension, no overhang

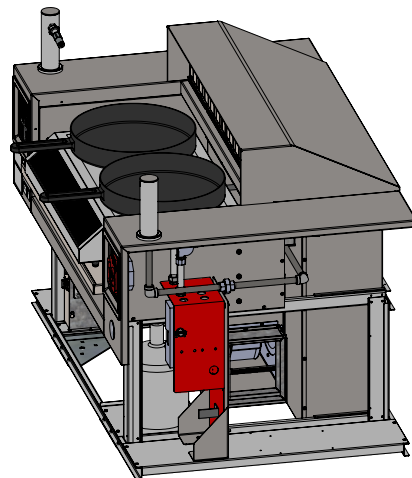
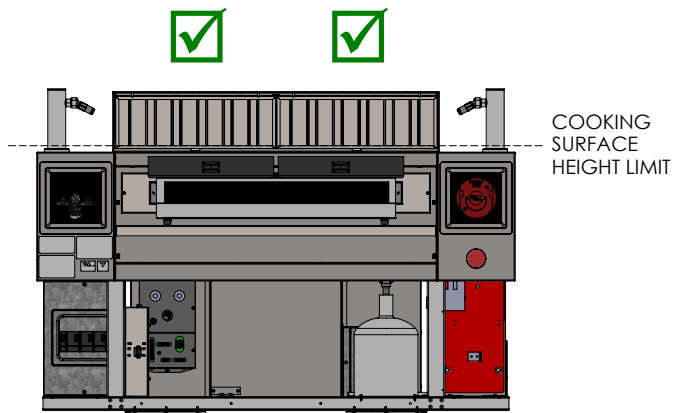
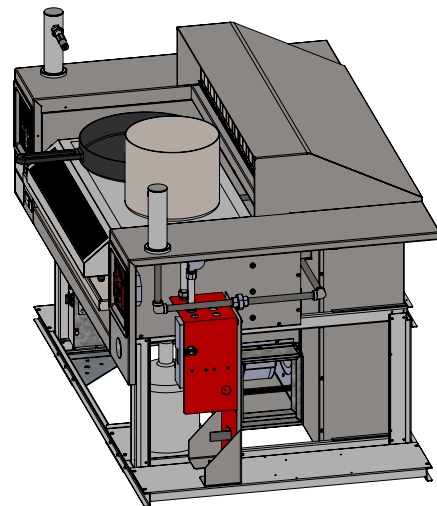
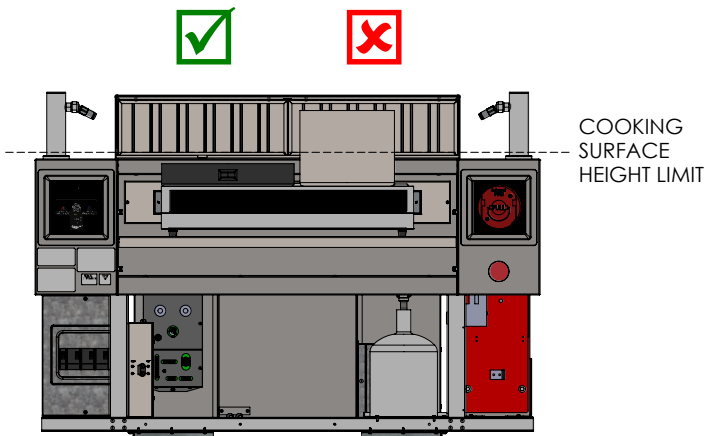
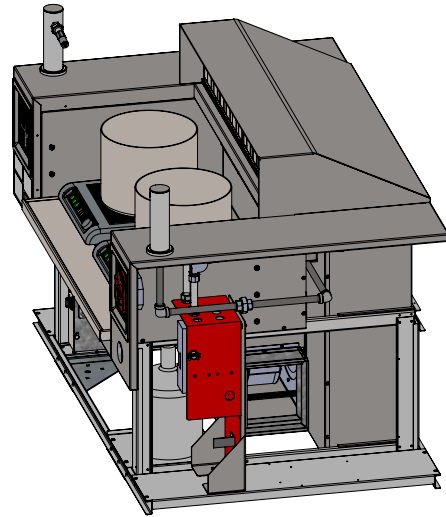
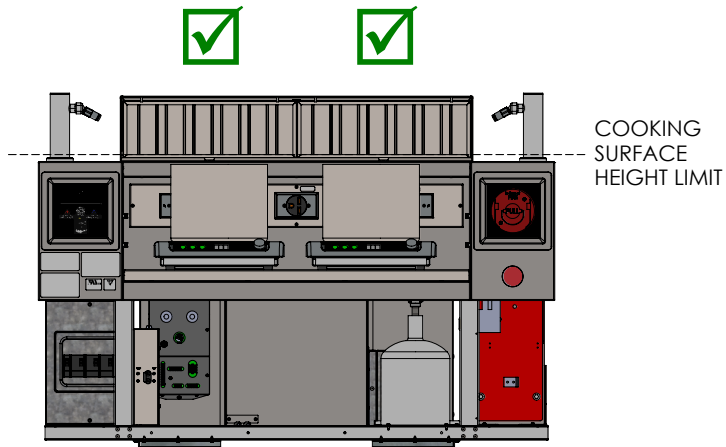
The top of any effluent emitting surface must not exceed the load line limit as defined in sketch "A"

Electrical Constraints

The maximum total power for the recirculating vent is 7,200 watts, 30 amps 120 or 240 volts

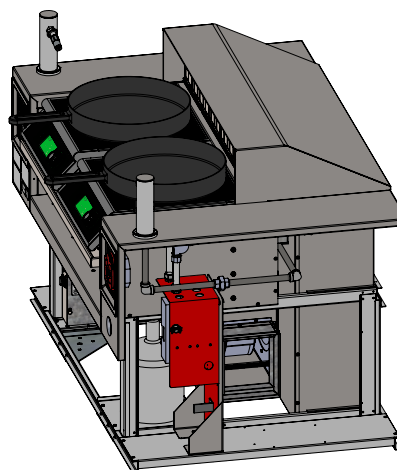
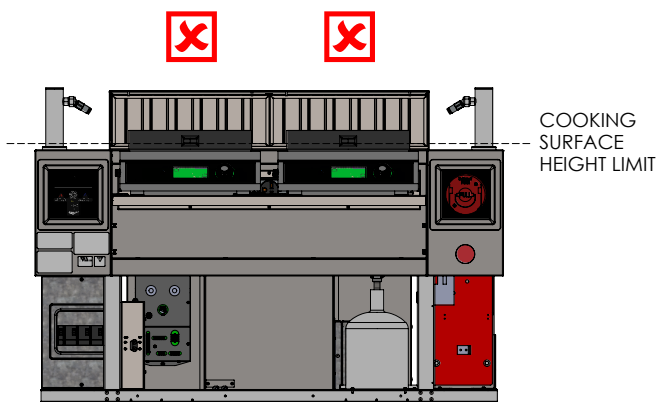
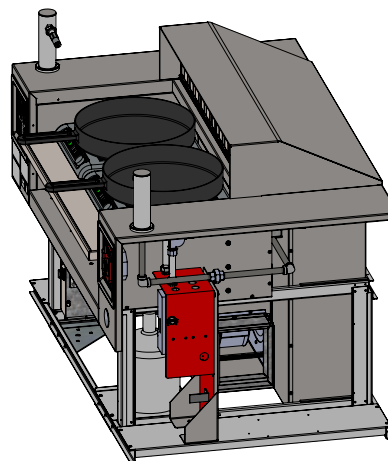
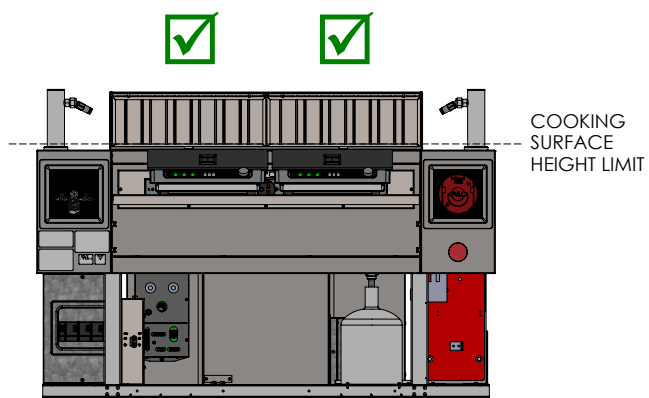
INDUCTION HOB/HOT PLATE CONSTRAINTS — ELECTRIC ONLY

| Induction HOB(s)/ Hot Plate(s) | Shelf Position | Max Temp | Max Watts | Pot/Pan Dia. Max. |
|--------------------------------|----------------|----------|-----------------------|-------------------|
| 1-3 | Any* | 550 °F | 3600/hob — 7200 total | 14" |



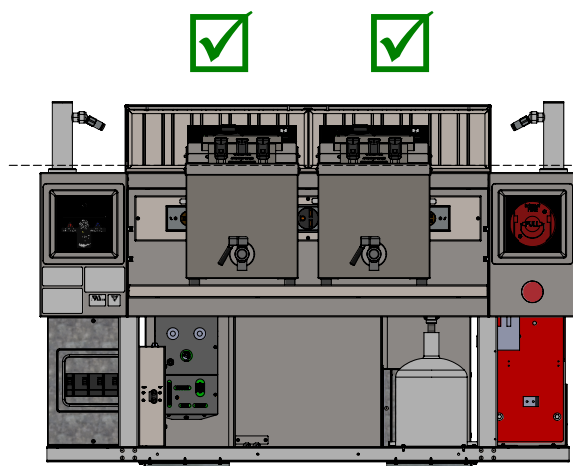
INDUCATION HOB/HOT PLATE CONSTRAINTS — ELECTRIC ONLY (Continued)

| Induction HOB(s)/ Hot Plate(s) | Shelf Position | Max Temp | Max Watts | Pot/Pan Dia. Max |
|--------------------------------|----------------|----------|-----------------------|------------------|
| 1-3 | Any* | 550 °F | 3600/hob — 7200 total | 14" |

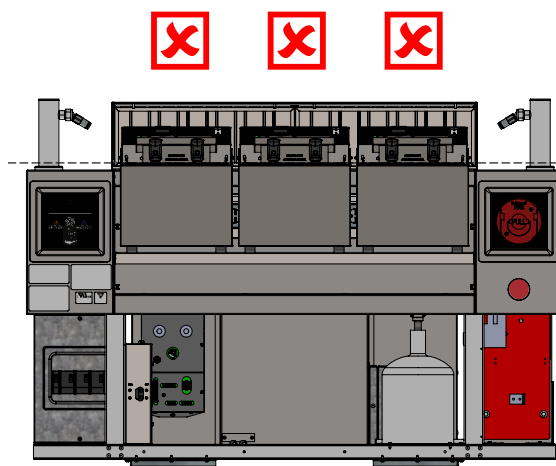
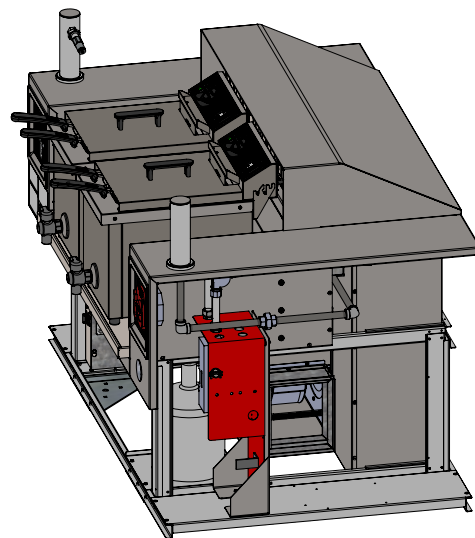


FRYER CONSTRAINTS — ELECTRIC ONLY (.66 mg/m³ per 15 lb vat)

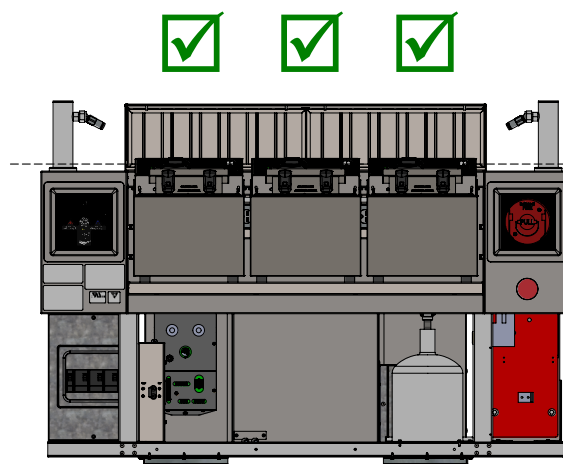
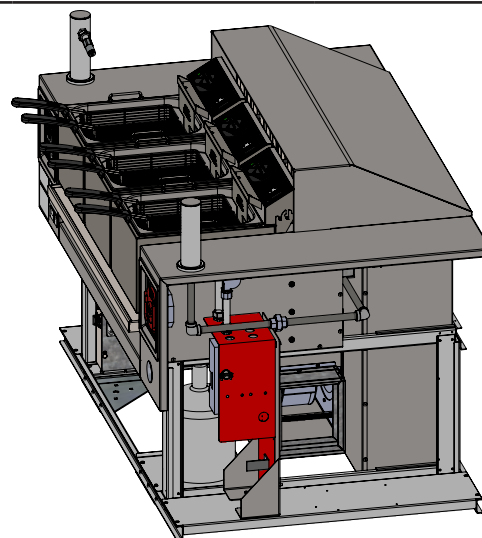
| Fryer(s) | Max Capacity | Shelf Position | Max Temp | Max Watts | Max Surface Oil |
|----------|-------------------|----------------|----------|---------------------|-----------------|
| 1-3 | 15 lbs grease/vat | Lowest | 375 °F | 3600/vat 7200 total | 132 sq in/vat |



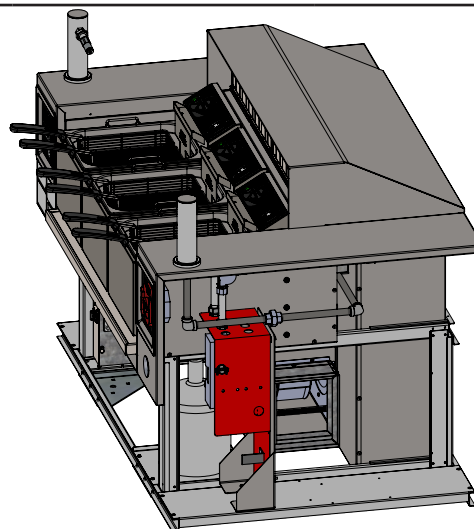
COOKING
SURFACE
HEIGHT LIMIT



COOKING
SURFACE
HEIGHT LIMIT



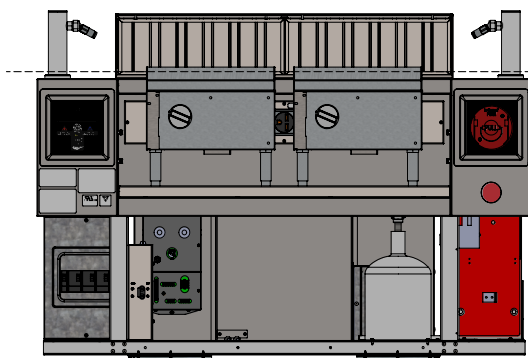
COOKING
SURFACE
HEIGHT LIMIT



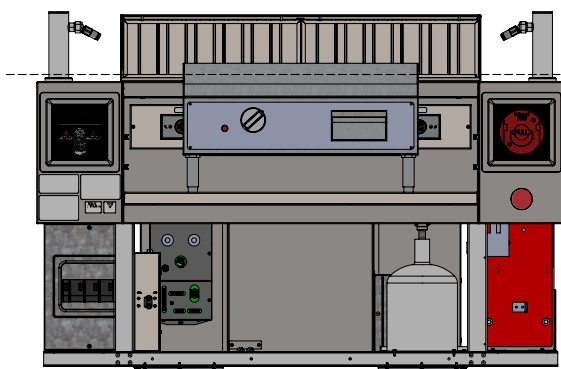
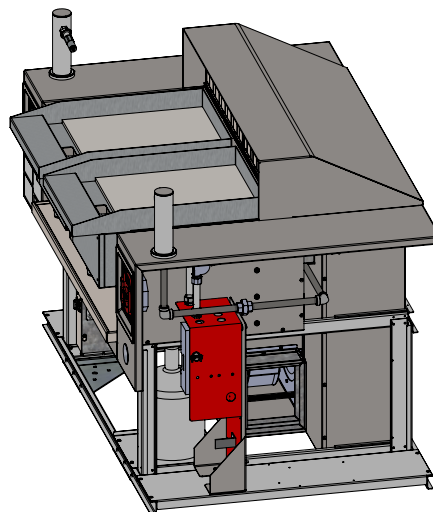
GRIDDLE CONSTRAINTS — ELECTRIC ONLY

2.95 mg/m³ per 396 sq in cooking surface(s)

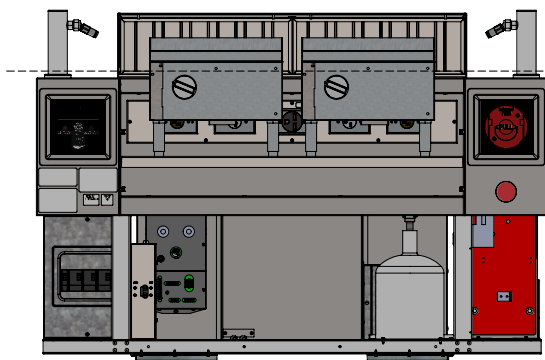
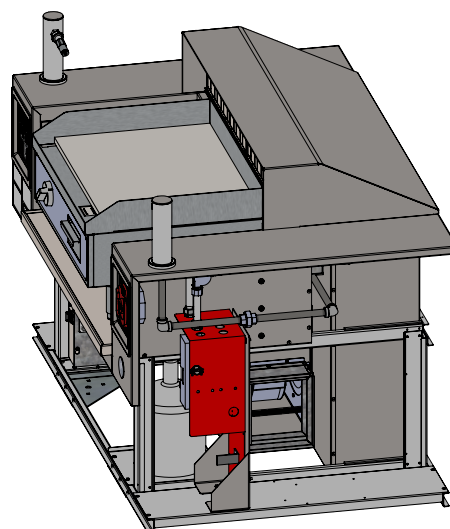
| Griddle(s) | Shelf Position | Max Temp | Max Watts | Max Surface Oil |
|------------|----------------|----------|------------|-----------------|
| 1-2 | Lowest | 550 °F | 3600 total | 396 sq in |



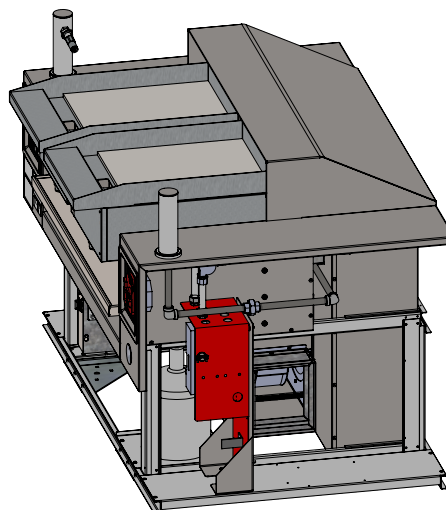
COOKING
SURFACE
HEIGHT LIMIT



COOKING
SURFACE
HEIGHT LIMIT



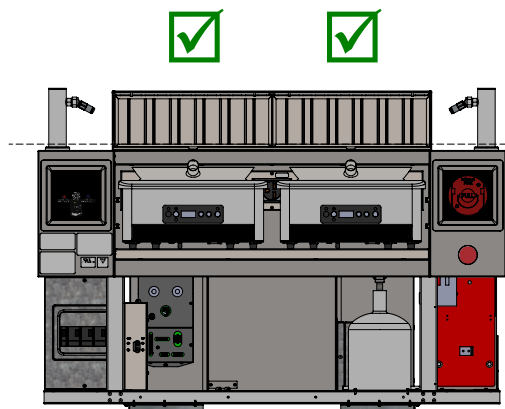
COOKING
SURFACE
HEIGHT LIMIT



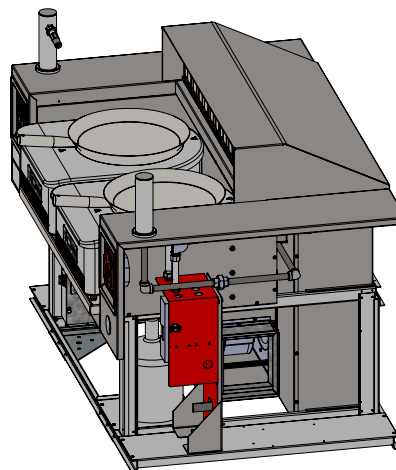
[BACK TO TOC](#)

INDUCTION WOK CONSTRAINTS — ELECTRIC ONLY

| Induction Wok(s) | Shelf Position | Max Temp | Max Watts | Max. Pan Diameter |
|------------------|----------------|----------|---------------------|-------------------|
| 1-2 | Lowest | 550 °F | 3600/hob 7200 total | 14" each |

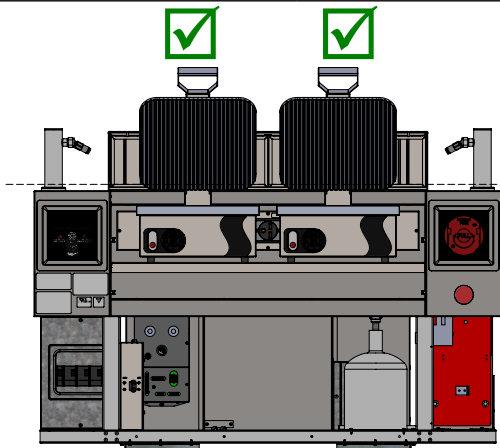


COOKING
SURFACE
HEIGHT LIMIT

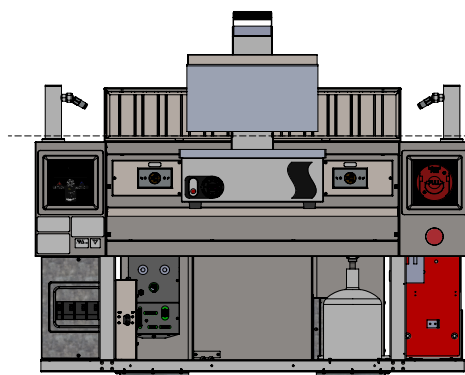
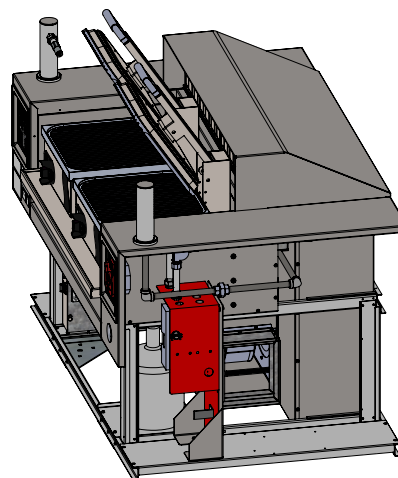


SANDWICH/PANINI PRESS CONSTRAINTS — ELECTRIC ONLY

| Sandwich/Panini Press(es) | Shelf Position | Max Temp | Max Watts |
|---------------------------|----------------|----------|---------------------|
| 1-3 | Any* | 550 °F | 3600/hob 7200 total |



COOKING
SURFACE
HEIGHT LIMIT



COOKING
SURFACE
HEIGHT LIMIT

