



# SERVER

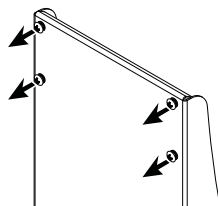
## InSweeten™ Triple Station

MODEL: BS-ST  
100017

*You will need: Phillips-head Screwdriver.*

**1**

**LOOSEN** (but do not remove)  
**(4) SETS OF SCREWS & WASHERS**

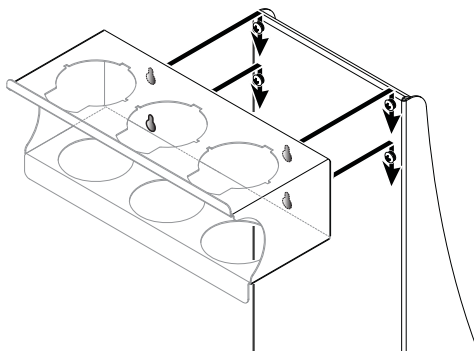


**2**

**INSTALL SHELF  
ONTO SCREWS**

*Slide keyholes over screws.*

*Fit lock washers  
between  
screw heads  
and shelf  
keyholes.*



**3**

**SECURE SHELF**

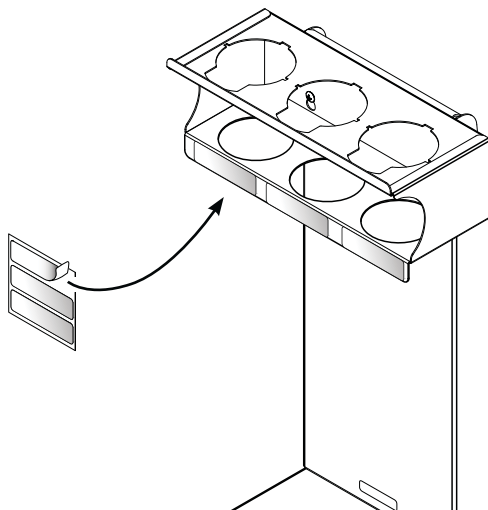
*Tighten screws with  
Phillips-head screwdriver.*



**4**

**APPLY DECALS**

*onto lower face of triple shelf.  
Clean surface first if needed.*





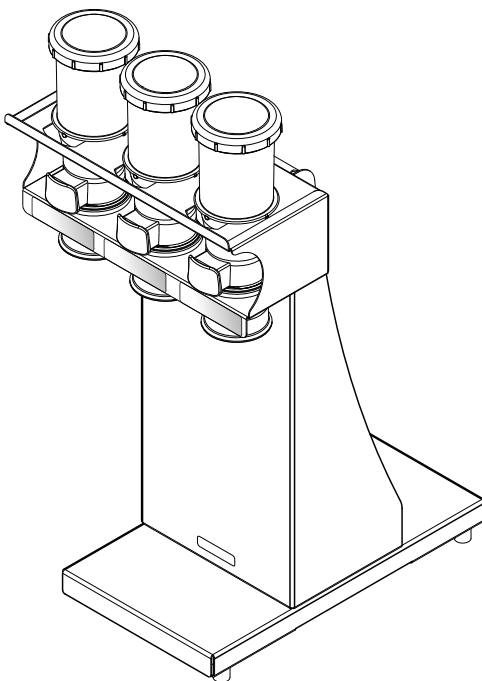
# SERVER

## InSweeten™ Triple Station

MODEL: BS-ST  
100017

### USE THE STATION WITH INSWEETEN DISPENSERS

*sold separately*



### CLEANING THE STATION

- Sanitize all parts according to local sanitization requirements. All parts in contact with food must be sanitized.
- External surfaces may be wiped clean with a clean damp cloth.
- Glass and surface cleaners approved for use in food contact areas may be used.
- Do not use abrasive, caustic or ammonia based cleansers.
- Do not use metal scrapers or cleaning pads that could scratch surfaces.

### Server Products Inc.

3601 Pleasant Hill Road  
Richfield, WI 53076 USA

262.628.5600 | 800.558.8722

SPSALES@SERVER-PRODUCTS.COM  
WWW.SERVER-PRODUCTS.COM



COMPONENT