

ASSEMBLY INSTRUCTIONS

Portofino Orobico Sintered Stone & Aluminum Side Table - #74290

STOP! PLEASE READ FIRST:

Thank you for purchasing this item from Outdoor Interiors. Please verify all the hardware and components are included as you unpack the carton. Place the items in a safe area to avoid lost and damaging contents. Use a soft area or the empty box to assembly the item.

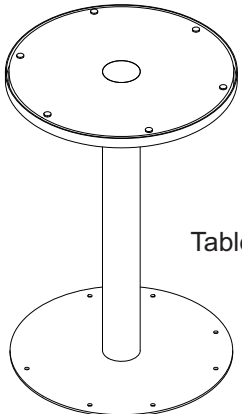

ASSEMBLY TIP:

Use patience when inserting bolts. DO NOT tighten all the way until the table fully assembled.

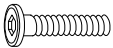


Please use care: The table is handmade. Assemble on a soft surface to avoid scratching or damaging.

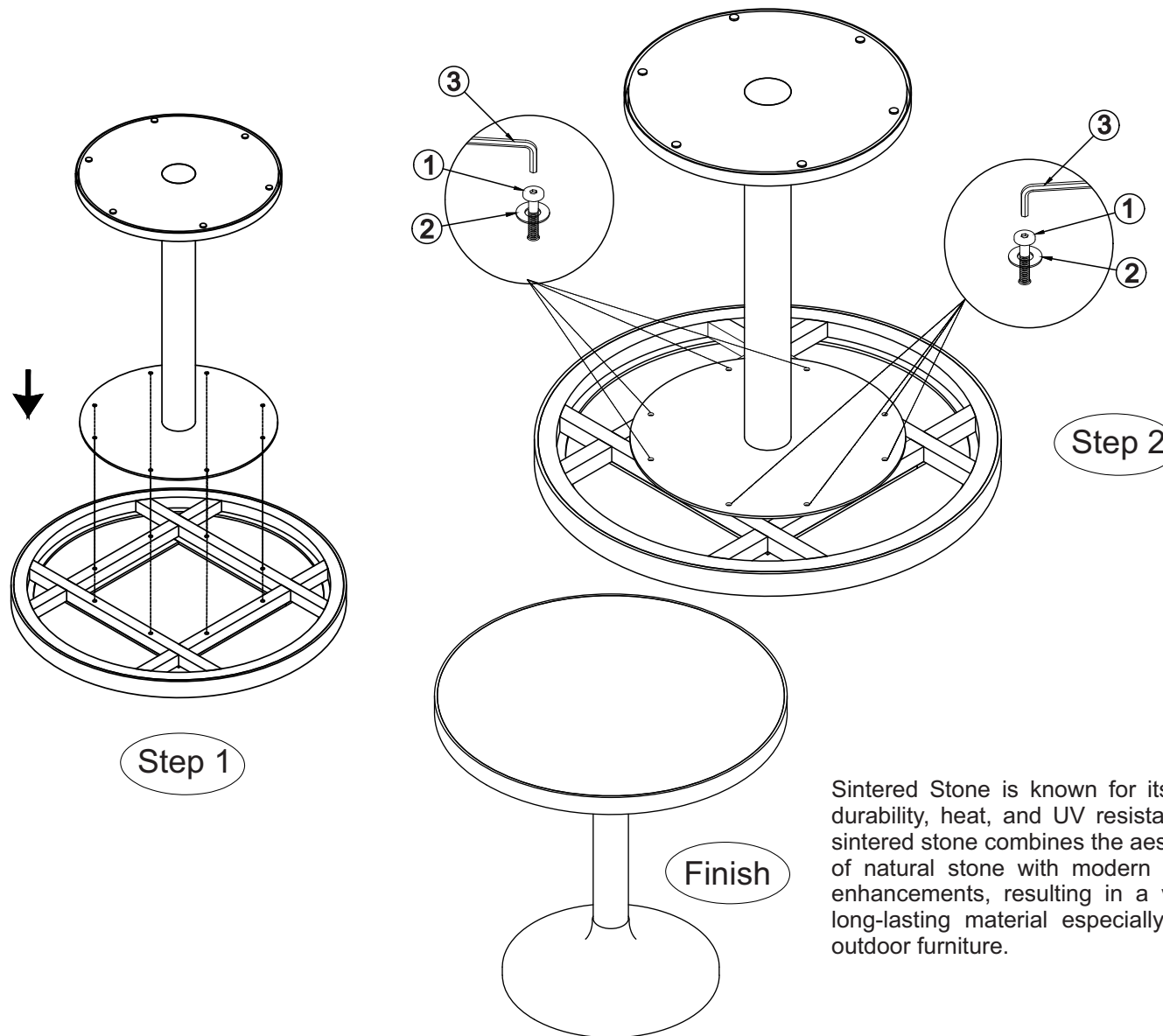
To clean Sintered Stone, please use a soft cloth, warm water, and mild detergent. Thanks!

PARTS LIST

	Table base	1 piece
	Table top	1 piece

HARDWARE LIST

1		M6 x 20	8 pieces
2		Ø16 x 2	8 pieces
3		Allen key	1 piece



Sintered Stone is known for its exceptional durability, heat, and UV resistance. Overall, sintered stone combines the aesthetic appeal of natural stone with modern technological enhancements, resulting in a versatile and long-lasting material especially suitable for outdoor furniture.