

2018

4/25/18

LEARNING FURNITURE FOR TODAY'S GROWING CHILDREN



TOTMATE.com ~ 800.350.3270



What's in a name?

With Tot Mate®, *the name says it all!*

Friendly, functional furniture for education environments and decades of experience manufacturing for the education sector.

Rounded edges, clean lines, durable surfaces – all add up to a smart choice.

Furnish classrooms with ideal solutions for supply storage, lockers, changing furniture, vanities, tables and chairs, toy and book storage.

Our newly updated program is built to fit the needs of our busy customers.

- Ready-To-Assemble (RTA) units ship in 2 business days.
- Assembled units ship in 5 business days.
- All Tot Mate® changing tables are assembled and ship in 2 business days.

For the safety of children, units must be securely attached to building structure with anchoring devices of appropriate type, size and quantity, in accordance with applicable codes and accepted installation practices.

2

LAMINATE CONSTRUCTION

THERMALLY FUSED LAMINATE SURFACES
RECYCLED & RECLAIMED CORE MATERIALS
MAPLE WOODGRAIN WITH MAPLE OR ROYAL BLUE ACCENTS

CHANGING FURNITURE	4/5
VANITIES.....	6/7
SHELF STORAGE	
SINGLE SIDED	8/9
DOUBLE SIDED.....	10
COMPARTMENT.....	11
LOCKER STORAGE	12/13
TEACHER STORAGE	14/15
BOOK DISPLAYS	16/17
BOOK/TOY STORAGE	17
MOBILE DESKS.....	18
PLAY CENTERS	19
TABLES	20/21
ACTIVITY CHAIRS.....	22
ACTIVITY CUBES	22

PLYWOOD CONSTRUCTION

11-PLY BALTIC BIRCH PLYWOOD
FINISHED IN NATURAL BIRCH COLORATION

CHANGING FURNITURE	23
ACCESSORIES.....	24/25
CARE & MAINTENANCE	26/27
PRODUCT FEATURES.....	28
ENVIRONMENTAL & SUSTAINABLE ATTRIBUTES	29
MODEL NUMBER INDEX.....	30



earth~friendly
kid~inspired
built~to~last

WHY TOT MATE®?

Wide Variety of Furniture Solutions

- (121) SKUs ship in 2 days
- (91) SKUs ship in 5 days

Tough ~ Durable ~ Cleanable

- Excellent Cleanability Properties

From general cleaning to germ killing disinfectant cleaning = supporting a healthy environment.

- Tough / Durable

Superior structural and material integrity = built to last. Means bumps and dings from enthusiastic play won't leave furniture looking worn – Impressive "Like-New" LifeCycle.

Enduring, non-porous surfaces resist stains and spills.

WHY RTA?

Ready-To-Assemble (RTA) equals Ready-To-Save!

Choosing RTA furniture may translate to savings on shipping costs. RTA units require a small amount of simple assembly and no special tools. Most pieces can be assembled in fewer than 20 minutes. We provide clear, concise instructions to take the worry out of work!

Of course, if you are all thumbs, Tot Mate® has you covered – for most products, fully assembled units are available in five business days.




CHANGING FURNITURE


Laminate Construction

Tough ~ Durable ~ Cleanable

Diaper changing made easy with our comprehensive line of Changing Furniture. From the youngest infants to toddlers in training, Tot Mate® furniture is ideal for busy classrooms. Changing tables have easily accessible storage, durable surfaces with safely rounded edges and lockable doors. Optional sinks and roll out stairs. Wall hung storage keeps supplies close to teachers but away from curious little hands. Compartments make it simple to organize diaper supplies.



Maple/
Maple



Royal Blue/
Maple



Roll of changing paper
included with every table.



Changing table pad
available separately.

4



Maple/Maple

INFANT CHANGING TABLE

- 47W x 37-1/2H x 23-1/2D
- Lockable storage cabinet base
- Easy clean, 1-piece molded top, 7" deep well
- Roll paper dispenser, roll of changing paper

MAPLE/MAPLE

Assembled (1 Box):
TM8530A.S2222

RTA not available

ROYAL BLUE/MAPLE

Assembled (1 Box):
TM8530A.S3322

RTA not available



Changing Tables are not
self-contained units.
Plumbing connections
required for sink use.

INFANT CHANGING TABLE

- 59-1/2W x 37-1/2H x 23-1/2D
- Lockable storage cabinet base
- Lockable trash compartment
- Right hand sink/fixtures
- Easy clean, 1-piece molded top, 7" deep well
- Roll paper dispenser, roll of changing paper



Royal Blue/Maple



Maple/Maple



Maple/Maple

MAPLE/MAPLE

Assembled (1 Box):
TMU401A.S2222

RTA not available

ROYAL BLUE/MAPLE

Assembled (1 Box):
TMU401A.S3322

RTA not available



INFANT CHANGING TABLE

- 41-1/2W x 37H x 19-1/2D
- Lockable storage cabinet base
- 7" deep well
- Roll paper dispenser, roll of changing paper



Royal Blue/Maple



Maple/Maple



Maple/Maple

MAPLE/MAPLE

Assembled (1 Box):
TMU701A.S2222

RTA not available

ROYAL BLUE/MAPLE

Assembled (1 Box):
TMU701A.S3322

RTA not available



DIAPER WALL STORAGE

- 46W x 23-1/2H x 15D
- 8 diaper cubbies
- Divided upper shelf
- Must be securely attached to building structure



Maple/Maple



Royal Blue/Maple



Royal Blue/Maple

MAPLE/MAPLE

Assembled (1 Box):
TM2336A.S2222

RTA (2 Boxes):
TM2336R.S2222

ROYAL BLUE/MAPLE

Assembled (1 Box):
TM2336A.S3322

RTA (2 Boxes):
TM2336R.S3322



Maple/Maple

TODDLER WALKUP CHANGING TABLE

- 47W x 37-1/2H x 23-1/2D
- Roll out stairs
- Lockable storage cabinet base
- Easy clean, 1-piece molded top, 7" deep well
- Roll paper dispenser, roll of changing paper

MAPLE/MAPLE

Assembled (1 Box):
TM8534A.S2222

RTA not available

ROYAL BLUE/MAPLE

Assembled (1 Box):
TM8534A.S3322

RTA not available



Changing Tables are not self-contained units. Plumbing connections required for sink use.

TODDLER WALKUP CHANGING TABLE

- 59-1/2W x 37-1/2H x 23-1/2D
- Roll out stairs
- Lockable storage cabinet base
- Right hand sink/fixtures
- Easy clean, 1-piece molded top, 7" deep well
- Roll paper dispenser, roll of changing paper



Royal Blue/Maple



Maple/Maple



Maple/Maple

MAPLE/MAPLE

Assembled (1 Box):
TM8543A.S2222

RTA not available

ROYAL BLUE/MAPLE

Assembled (1 Box):
TM8543A.S3322

RTA not available

VANITIES

Laminate Construction

Tough ~ Durable ~ Cleanable

Encourage good hygiene habits for young learners with Vanities and sinks that are just their size! Available as floor standing or wall hung units, with single or double sinks.

Durable laminate surfaces resist spots and stains; cleaning up is easy.

Cultured marble tops are non-porous, making them easy-to-clean, extremely tough and resistant to stains, mildew and chips.



Maple/
Maple



Royal Blue/
Maple



Vanities are not self-contained units. Plumbing connections required for sink use.

Must be securely attached to building structure.



SINGLE WALL VANITY

- 31W x 21-1/2H x 21D
- Cultured marble top with integral sink, grid strainer and ADA tailpiece
- Chrome finish faucet/handles
- Mount at appropriate height for age group
- Removable front access panel



Maple/Maple



Royal Blue/Maple



Royal Blue/Maple

MAPLE/MAPLE	ROYAL BLUE/MAPLE
Assembled (1 Box): TM8360A.S2222	Assembled (1 Box): TM8360A.S3322
RTA (4 Boxes): TM8360R.S2222	RTA (4 Boxes): TM8360R.S3322



DOUBLE WALL VANITY

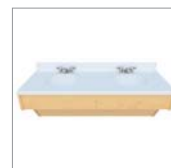
- 49W x 21-1/2H x 21D
- Cultured marble top with 2 integral sinks, grid strainers and ADA tailpieces
- 2 chrome finish faucets/handles
- Mount at appropriate height for age group
- Removable front access panel



Royal Blue/Maple



Maple/Maple



Maple/Maple

MAPLE/MAPLE	ROYAL BLUE/MAPLE
Assembled (1 Box): TM8362A.S2222	Assembled (1 Box): TM8362A.S3322
RTA (5 Boxes): TM8362R.S2222	RTA (5 Boxes): TM8362R.S3322



SINGLE FLOOR VANITY

- 31W x 21-1/2H x 21D
- Cultured marble top with integral sink and grid strainer
- Chrome finish faucet/handles
- Removable front access panel



Royal Blue/Maple



Maple/Maple



Maple/Maple

MAPLE/MAPLE	ROYAL BLUE/MAPLE
Assembled (1 Box): TM8350A.S2222	Assembled (1 Box): TM8350A.S3322
RTA (4 Boxes): TM8350R.S2222	RTA (4 Boxes): TM8350R.S3322



DOUBLE FLOOR VANITY

- 49W x 21-1/2H x 21D
- Cultured marble top with 2 integral sinks and grid strainers
- 2 chrome finish faucets/handles
- Removable front access panel



Maple/Maple



Royal Blue/Maple



Royal Blue/Maple

MAPLE/MAPLE	ROYAL BLUE/MAPLE
Assembled (1 Box): TM8352A.S2222	Assembled (1 Box): TM8352A.S3322
RTA (5 Boxes): TM8352R.S2222	RTA (5 Boxes): TM8352R.S3322

SHELF STORAGE

Single Sided

Laminate Construction

Tough ~ Durable ~ Cleanable

Corral toys and games with open Single Sided Shelf Storage sized just right for every stage of learning. Maple woodgrain with Maple or Royal Blue accents will complement every classroom. Add our opaque white or translucent bins for even more stellar storage!



TODDLER SHELF STORAGE

- 24W x 23-1/2H x 15D
- 1 full width fixed shelf
- 2 levels
- Single-sided



Maple/Maple



Royal Blue/Maple



Royal Blue/Maple

MAPLE/MAPLE	ROYAL BLUE/MAPLE
Assembled (1 Box): TMS302A.S2222	Assembled (1 Box): TMS302A.S3322
RTA (2 Boxes): TMS302R.S2222	RTA (2 Boxes): TMS302R.S3322

TODDLER SHELF STORAGE

- 46W x 23-1/2H x 15D
- 1 full width fixed shelf
- 2 levels
- Single-sided



Royal Blue/Maple



Maple/Maple



Maple/Maple

MAPLE/MAPLE	ROYAL BLUE/MAPLE
Assembled (1 Box): TM2302A.S2222	Assembled (1 Box): TM2302A.S3322
RTA (2 Boxes): TM2302R.S2222	RTA (2 Boxes): TM2302R.S3322



PRESCHOOL SHELF STORAGE

- 24W x 30-1/2H x 15D
- 1 full width fixed shelf
- 2 levels
- Single-sided



Royal Blue/Maple



Maple/Maple



Maple/Maple

MAPLE/MAPLE

Assembled (1 Box):
TMS301A.S2222

RTA (2 Boxes):
TMS301R.S2222

ROYAL BLUE/MAPLE

Assembled (1 Box):
TMS301A.S3322

RTA (2 Boxes):
TMS301R.S3322



PRESCHOOL SHELF STORAGE


- 46W x 30-1/2H x 15D
- 1 full width fixed shelf
- 2 levels
- Single-sided



Maple/Maple



Royal Blue/Maple



Royal Blue/Maple

MAPLE/MAPLE

Assembled (1 Box):
TM2304A.S2222

RTA (2 Boxes):
TM2304R.S2222

ROYAL BLUE/MAPLE


Assembled (1 Box):
TM2304A.S3322

RTA (2 Boxes):
TM2304R.S3322



SCHOOL AGE SHELF STORAGE

- 24W x 37-1/2H x 15D
- 2 full width fixed shelves
- 3 levels
- Single-sided



Maple/Maple



Royal Blue/Maple



Royal Blue/Maple

MAPLE/MAPLE

Assembled (1 Box):
TMS401A.S2222

RTA (2 Boxes):
TMS401R.S2222

ROYAL BLUE/MAPLE


Assembled (1 Box):
TMS401A.S3322

RTA (2 Boxes):
TMS401R.S3322



SCHOOL AGE SHELF STORAGE


- 46W x 37-1/2H x 15D
- 2 full width fixed shelves
- 3 levels
- Single-sided



Royal Blue/Maple



Maple/Maple



Maple/Maple

MAPLE/MAPLE

Assembled (1 Box):
TM2306A.S2222

RTA (2 Boxes):
TM2306R.S2222

ROYAL BLUE/MAPLE

Assembled (1 Box):
TM2306A.S3322

RTA (2 Boxes):
TM2306R.S3322



TODDLER SHELF STORAGE

- 46W x 23-1/2H x 23-1/2D
- 1 full width fixed shelf, each side
- 2 levels, each side
- Double-sided



Royal Blue/Maple



Maple/Maple



Maple/Maple

MAPLE/MAPLE

Assembled (1 Box):
TM2224A.S2222

RTA (2 Boxes):
TM2224R.S2222

ROYAL BLUE/MAPLE

Assembled (1 Box):
TM2224A.S3322

RTA (2 Boxes):
TM2224R.S3322


SHELF STORAGE

Double Sided

Laminate Construction

Tough ~ Durable ~ Cleanable

Double the storage, double the fun with Double Sided Shelf Storage. Round up toys and games with open shelf storage sized just right for all ages. Durable laminate surfaces look great and repel stains and spills for easy cleaning.

Maple/
MapleRoyal Blue/
Maple

10



PRESCHOOL SHELF STORAGE

- 46W x 30-1/2H x 23-1/2D
- 1 full width fixed shelf, each side
- 2 levels, each side
- Double-sided



Maple/Maple



Royal Blue/Maple



Royal Blue/Maple

MAPLE/MAPLE

Assembled (1 Box):
TM2226A.S2222

RTA (2 Boxes):
TM2226R.S2222

ROYAL BLUE/MAPLE


Assembled (1 Box):
TM2226A.S3322

RTA (2 Boxes):
TM2226R.S3322



SCHOOL AGE SHELF STORAGE

- 46W x 37-1/2H x 23-1/2D
- 2 full width fixed shelves, each side
- 3 levels, each side
- Double-sided



Royal Blue/Maple



Maple/Maple



Maple/Maple

MAPLE/MAPLE

Assembled (1 Box):
TMS101A.S2222

RTA (2 Boxes):
TMS101R.S2222

ROYAL BLUE/MAPLE

Assembled (1 Box):
TMS101A.S3322

RTA (2 Boxes):
TMS101R.S3322

SHELF STORAGE

Compartment

Laminate Construction

Tough ~ Durable ~ Cleanable

A place for everything, and everything in its place. Compartment Storage neatly stores games, puzzles and blocks. Add our opaque white or translucent bins to manage smaller toys and quickly transport items from group play back to the shelf.



PRESCHOOL COMPARTMENT STORAGE

- 46W x 30-1/2H x 15D
- 5 compartments
- 2 levels
- Single-sided



Maple/Maple

Royal Blue/Maple

Royal Blue/Maple

MAPLE/MAPLE

Assembled (1 Box):
TMS303A.S2222

RTA (2 Boxes):
TMS303R.S2222

ROYAL BLUE/MAPLE

Assembled (1 Box):
TMS303A.S3322

RTA (2 Boxes):
TMS303R.S3322



TODDLER COMPARTMENT STORAGE

- 46W x 23-1/2H x 15D
- 5 compartments
- 2 levels
- Single-sided



Maple/Maple

Royal Blue/Maple

Royal Blue/Maple

MAPLE/MAPLE

Assembled (1 Box):
TM2202A.S2222

RTA (2 Boxes):
TM2202R.S2222

ROYAL BLUE/MAPLE

Assembled (1 Box):
TM2202A.S3322

RTA (2 Boxes):
TM2202R.S3322



SCHOOL AGE COMPARTMENT STORAGE

- 46W x 37-1/2H x 15D
- 7 compartments
- 3 levels
- Single-sided



Royal Blue/Maple

Maple/Maple

Maple/Maple

MAPLE/MAPLE

Assembled (1 Box):
TM2206A.S2222

RTA (2 Boxes):
TM2206R.S2222

ROYAL BLUE/MAPLE

Assembled (1 Box):
TM2206A.S3322

RTA (2 Boxes):
TM2206R.S3322

Must be securely
attached to building
structure.



TODDLER FLOOR LOCKER

- 46W x 37-1/2H x 15D
- 5 upper cubbies (8-1/4W x 9-5/8H x 11D)
- 5 locker compartments with double coat hooks



Maple/Maple



Royal Blue/Maple



Royal Blue/Maple

MAPLE/MAPLE

Assembled (1 Box):
TM2432A.S2222

RTA (2 Boxes):
TM2432R.S2222

ROYAL BLUE/MAPLE

Assembled (1 Box):
TM2432A.S3322

RTA (2 Boxes):
TM2432R.S3322

12



PRESCHOOL FLOOR LOCKER

- 46W x 47-1/2H x 15D
- 5 upper cubbies (8-1/4W x 9-5/8H x 11D)
- 5 locker compartments with double coat hooks
- 5 shoe cubbies (8-1/4W x 9-5/8H x 11D)



Royal Blue/Maple



Maple/Maple



Maple/Maple

MAPLE/MAPLE

Assembled (1 Box):
TM2433A.S2222

RTA (3 Boxes):
TM2433R.S2222

ROYAL BLUE/MAPLE

Assembled (1 Box):
TM2433A.S3322

RTA (3 Boxes):
TM2433R.S3322

LOCKER STORAGE

Laminate Construction

Tough ~ Durable ~ Cleanable

Teach learners of every age to keep their belongings tidy with Locker Storage in age-appropriate sizes. Floor standing or wall hung options. Double coat hooks are strong enough for bulky winter wear, and durable laminate surfaces are easily cleaned of sticky fingerprints and playground dust.



Maple/
Maple



Royal Blue/
Maple



interior view
of locking
upper
storage



SCHOOL AGE FLOOR LOCKER

- 46W x 71-1/2H x 15D
- Locking upper storage
- 5 upper cubbies (8-1/4W x 9-5/8H x 11D)
- 5 locker compartments with double coat hooks
- 5 shoe cubbies (8-1/4W x 9-5/8H x 11D)



Maple/Maple



Royal Blue/Maple



Royal Blue/Maple

MAPLE/MAPLE

Assembled (1 Box):
TM2431A.S2222

RTA (3 Boxes):
TM2431R.S2222

ROYAL BLUE/MAPLE

Assembled (1 Box):
TM2431A.S3322

RTA (3 Boxes):
TM2431R.S3322



Must be securely
attached to building
structure.

Mount at appropriate
height for age group.



2-SECTION WALL LOCKER

- 19W x 37-1/2H x 15D
- 2 upper cubbies (8W x 9-1/2H x 14D)
- 2 locker compartments with double coat hooks (8W x 23H x 14D)



Maple/Maple



Royal Blue/Maple



Royal Blue/Maple

MAPLE/MAPLE

Assembled (1 Box):
TML401A.S2222

RTA (2 Boxes):
TML401R.S2222

ROYAL BLUE/MAPLE

Assembled (1 Box):
TML401A.S3322

RTA (2 Boxes):
TML401R.S3322

3-SECTION WALL LOCKER

- 28W x 37-1/2H x 15D
- 3 upper cubbies (8W x 9-1/2H x 14D)
- 3 locker compartments with double coat hooks (8W x 23H x 14D)



Royal Blue/Maple



Maple/Maple



Maple/Maple

MAPLE/MAPLE

Assembled (1 Box):
TML402A.S2222

RTA (2 Boxes):
TML402R.S2222

ROYAL BLUE/MAPLE

Assembled (1 Box):
TML402A.S3322

RTA (2 Boxes):
TML402R.S3322



5-SECTION WALL LOCKER

- 46W x 37-1/2H x 15D
- 5 upper cubbies (8W x 9-1/2H x 14D)
- 5 locker compartments with double coat hooks (8W x 23H x 14D)



Royal Blue/Maple



Maple/Maple



Maple/Maple

MAPLE/MAPLE

Assembled (1 Box):
TML403A.S2222

RTA (2 Boxes):
TML403R.S2222

ROYAL BLUE/MAPLE


Assembled (1 Box):
TML403A.S3322

RTA (2 Boxes):
TML403R.S3322



WALL CUBBIE STORAGE


- 46W x 26H x 15D
- 10 cubbies (8-1/4W x 9-7/8H x 11D)
- 5 double coat hooks mounted on underside



Maple/Maple



Royal Blue/Maple



Royal Blue/Maple

MAPLE/MAPLE

Assembled (1 Box):
TM2410A.S2222

RTA (2 Boxes):
TM2410R.S2222

ROYAL BLUE/MAPLE

Assembled (1 Box):
TM2410A.S3322

RTA (2 Boxes):
TM2410R.S3322

TEACHER STORAGE

Laminate Construction

Tough ~ Durable ~ Cleanable

Provide secure storage for personal belongings and classroom supplies with Teacher Storage. Multiple shelves and compartments offer ample storage for busy classrooms. Available in floor standing or wall hung units, these lockable cabinets ensure a safe environment for young learners.



14



Must be securely attached to building structure.



DOUBLE-DOOR TALL CABINET

- 30W x 72H x 20-1/2D
- Locking doors
- 1 fixed shelf
- 2 adjustable shelves



Maple/Maple



Royal Blue/Maple



Royal Blue/Maple

MAPLE/MAPLE	ROYAL BLUE/MAPLE
Assembled (1 Box): TM2264A.S2222	Assembled (1 Box): TM2264A.S3322
RTA (3 Boxes): TM2264R.S2222	RTA (3 Boxes): TM2264R.S3322

SINGLE-DOOR TALL CABINET

- 19-1/2W x 59-1/2H x 20-1/2D
- Locking left hinge door
- 1 fixed shelf
- 2 adjustable shelves



Royal Blue/Maple



Maple/Maple



Maple/Maple

MAPLE/MAPLE	ROYAL BLUE/MAPLE
Assembled (1 Box): TM2084A.S2222	Assembled (1 Box): TM2084A.S3322
RTA (2 Boxes): TM2084R.S2222	RTA (2 Boxes): TM2084R.S3322

Must be securely attached to building structure.

800.350.3270



2-LEVEL WALL CABINET


- 30W x 22-1/2H x 14-1/2D
- Locking doors
- 1 full-width adjustable shelf



Royal Blue/Maple



Maple/Maple



Maple/Maple

MAPLE/MAPLE

Assembled (1 Box):
TM2313A.S2222

RTA (2 Boxes):
TM2313R.S2222

ROYAL BLUE/MAPLE

Assembled (1 Box):
TM2313A.S3322

RTA (2 Boxes):
TM2313R.S3322



3-LEVEL WALL CABINET

- 30W x 36-1/2H x 14-1/2D
- Locking doors
- 2 full-width adjustable shelves



Maple/Maple



Royal Blue/Maple



Royal Blue/Maple

MAPLE/MAPLE

Assembled (1 Box):
TM2317A.S2222

RTA (2 Boxes):
TM2317R.S2222

ROYAL BLUE/MAPLE

Assembled (1 Box):
TM2317A.S3322

RTA (2 Boxes):
TM2317R.S3322



4-COMPARTMENT WALL CABINET

- 37W x 36-1/2H x 14-1/2D
- Locking doors
- Center divider
- 2 half-width adjustable shelves



Maple/Maple



Royal Blue/Maple



Royal Blue/Maple

MAPLE/MAPLE

Assembled (1 Box):
TMW301A.S2222

RTA (2 Boxes):
TMW301R.S2222

ROYAL BLUE/MAPLE

Assembled (1 Box):
TMW301A.S3322

RTA (2 Boxes):
TMW301R.S3322

TEACHER STORAGE INTERIOR VIEWS



TM2264



TM2084



TM2313



TM2317



TMW301



BOOK DISPLAY

- 32-1/2W x 29H x 14D
- 5 display levels
- Easy access for all ages
- Freestanding or flush against wall



Royal Blue/Maple



Maple/Maple



Maple/Maple

MAPLE/MAPLE

Assembled (1 Box):
TM2133A.S2222

RTA not available

ROYAL BLUE/MAPLE

Assembled (1 Box):
TM2133A.S3322

RTA not available



BOOK DISPLAY

- 24W x 24-1/2H x 14D
- 4 display levels
- Easy access for all ages
- Freestanding or flush against wall



Maple/Maple



Royal Blue/Maple



Royal Blue/Maple

MAPLE/MAPLE

Assembled (1 Box):
TM2132A.S2222

RTA not available

ROYAL BLUE/MAPLE

Assembled (1 Box):
TM2132A.S3322

RTA not available

16




BOOK DISPLAYS & BOOK/TOY STORAGE

Laminate Construction

Tough ~ Durable ~ Cleanable

Reading is fun! Book Displays and Book/Toy Storage keep books and toys at a level easily accessible and viewable for little learners. Engage young minds with a colorful display that's just their size!

Maple/
MapleRoyal Blue/
Maple



BOOK DISPLAY

- 32-1/2W x 15-1/2H x 14D
- 4 display levels
- Easy access for all ages
- Freestanding or flush against wall



Royal Blue/Maple



Maple/Maple



Maple/Maple

MAPLE/MAPLE

Assembled (1 Box):
TM2131A.S2222

RTA not available

ROYAL BLUE/MAPLE


Assembled (1 Box):
TM2131A.S3322

RTA not available



BOOK BENCH CUBBIE

- 46W x 14H x 20D
- 5 cubbie compartments (8W x 10H x 14D)
- Excellent for ancillary seating area and general storage



Maple/Maple



Royal Blue/Maple



Royal Blue/Maple

MAPLE/MAPLE

Assembled (1 Box):
TM2185A.S2222

RTA (2 Boxes):
TM2185R.S2222

ROYAL BLUE/MAPLE

Assembled (1 Box):
TM2185A.S3322

RTA (2 Boxes):
TM2185R.S3322



BOOK/TOY STORAGE

- 36W x 24H x 14D
- 7" deep top well, divided into 3 compartments
- 2 lower compartments (16W x 14H x 11D)



Maple/Maple



Royal Blue/Maple



Royal Blue/Maple

MAPLE/MAPLE

Assembled (1 Box):
TMS501A.S2222

RTA (2 Boxes):
TMS501R.S2222

ROYAL BLUE/MAPLE

Assembled (1 Box):
TMS501A.S3322

RTA (2 Boxes):
TMS501R.S3322



BOOK/TOY STORAGE

- 24W x 14H x 12D
- 2 top-accessible storage areas
- Clear acrylic front and back panels for viewing stored items



Royal Blue/Maple



Maple/Maple



Maple/Maple

MAPLE/MAPLE

Assembled (1 Box):
TM2181A.S2222

RTA (2 Boxes):
TM2181R.S2222

ROYAL BLUE/MAPLE

Assembled (1 Box):
TM2181A.S3322

RTA (2 Boxes):
TM2181R.S3322

MOBILE DESKS & PLAY CENTERS


Laminate Construction

Tough ~ Durable ~ Cleanable



Bring technology to their level, with Mobile Desks designed for little learners. Appropriate for a range of computer and tablet sizes.

Play Centers foster creativity and social interaction. Durable laminate surfaces and plastic grids are easily cleaned and sanitized. Translucent bins corral blocks and small parts.



Maple/Maple



Royal Blue/Maple

18



Maple/Maple

MOBILE DESK

- 30W x 26H x 27-1/2D
- 2 fixed surfaces (20"H and 23"H)
- Accommodates digital devices as well as general desktop activities
- Easy roll locking casters

MAPLE/MAPLE	ROYAL BLUE/MAPLE
Assembled (1 Box): TM2321A.S2222	Assembled (1 Box): TM2321A.S3322
RTA (2 Boxes): TM2321R.S2222	RTA (2 Boxes): TM2321R.S3322




Maple/Maple

MOBILE DESK

- 60W x 26H x 27-1/2D
- 2 fixed surfaces (20"H and 23"H)
- Accommodates digital devices as well as general desktop activities
- Easy roll locking casters

MAPLE/MAPLE	ROYAL BLUE/MAPLE
Assembled (1 Box): TM2325A.S2222	Assembled (1 Box): TM2325A.S3322
RTA (2 Boxes): TM2325R.S2222	RTA (2 Boxes): TM2325R.S3322



TODDLER PLAY CENTER

- 32W x 16H x 20-1/2D
- 2 block grids and removable gear grid
- 2 medium translucent bins
- Open front and back



Royal Blue/Maple



Maple/Maple



Maple/Maple

MAPLE/MAPLE

Assembled (1 Box):
TM2125A.S2222

RTA (3 Boxes):
TM2125R.S2222

ROYAL BLUE/MAPLE

Assembled (1 Box):
TM2125A.S3322

RTA (3 Boxes):
TM2125R.S3322



TODDLER PLAY CENTER

- 33W x 19-1/2H x 20D
- Top well is ideal for storage or play surface
- Open shelf storage, accessible from both sides
- Bins available separately



Maple/Maple



Royal Blue/Maple



Royal Blue/Maple

MAPLE/MAPLE


Assembled (1 Box):
TM2182A.S2222

RTA (2 Boxes):
TM2182R.S2222

ROYAL BLUE/MAPLE

Assembled (1 Box):
TM2182A.S3322

RTA (2 Boxes):
TM2182R.S3322



Gear grid snaps onto block grid or can also be used on any flat surface. (gears not included)



Block grids accommodate the most popular block sizes (blocks not included)



PRESCHOOL PLAY CENTER

- 32W x 20H x 20-1/2D
- 2 block grids and removable gear grid
- 2 medium translucent bins
- Open front and back



Maple/Maple



Royal Blue/Maple



Royal Blue/Maple

MAPLE/MAPLE

Assembled (1 Box):
TM2127A.S2222

RTA (3 Boxes):
TM2127R.S2222

ROYAL BLUE/MAPLE

Assembled (1 Box):
TM2127A.S3322

RTA (3 Boxes):
TM2127R.S3322



PRESCHOOL PLAY CENTER

- 45-1/2W x 20H x 20-1/2D
- 2 block grids and removable gear grid
- 3 medium translucent bins
- Open front and back



Royal Blue/Maple



Maple/Maple



Maple/Maple

MAPLE/MAPLE

Assembled (1 Box):
TM2128A.S2222

RTA (3 Boxes):
TM2128R.S2222

ROYAL BLUE/MAPLE

Assembled (1 Box):
TM2128A.S3322

RTA (3 Boxes):
TM2128R.S3322


TABLES, ACTIVITY CHAIRS & ACTIVITY CUBES

Laminate Construction

Tough ~ Durable ~ Cleanable

Tables and Activity Chairs and Cubes, oh my! Tables for lessons and play in three distinct top constructions, along with Activity Chairs to fit young learners. Activity Cubes can be used several ways: as a seat with two heights or a surface for play.

Settle in for fun with Tables, Activity Chairs
and Activity Cubes from Tot Mate®!



Maple/
Maple



Royal Blue/
Maple

20



MY PLACE™ RECTANGULAR TABLE

- 40W x 30D uniquely shaped 1"-thick top with spaces for 4 children
- Adjustable height legs with levelers
- 2 models, based on table height ranges:
14" to 23" & 21" to 30"



Royal Blue/Maple



Maple/Maple



Maple/Maple

TABLE HEIGHT RANGE: 14" to 23"

MAPLE/MAPLE	ROYAL BLUE/MAPLE
RTA (2 Boxes): TM9418R.S22S0	RTA (2 Boxes): TM9418R.S23S0
Assembled not available	Assembled not available

TABLE HEIGHT RANGE: 21" to 30" (shown)

MAPLE/MAPLE	ROYAL BLUE/MAPLE
RTA (2 Boxes): TM9419R.S22S0	RTA (2 Boxes): TM9419R.S23S0
Assembled not available	Assembled not available



MY PLACE™ RECTANGULAR TABLE

- 60W x 30D uniquely shaped 1"-thick top with spaces for 6 children
- Adjustable height legs with levelers
- 2 models, based on table height ranges:
14" to 23" & 21" to 30"



Maple/Maple



Royal Blue/Maple



Royal Blue/Maple

TABLE HEIGHT RANGE: 14" to 23"

MAPLE/MAPLE	ROYAL BLUE/MAPLE
RTA (2 Boxes): TM9428R.S22S0	RTA (2 Boxes): TM9428R.S23S0
Assembled not available	Assembled not available

TABLE HEIGHT RANGE: 21" to 30" (shown)

MAPLE/MAPLE	ROYAL BLUE/MAPLE
RTA (2 Boxes): TM9429R.S22S0	RTA (2 Boxes): TM9429R.S23S0
Assembled not available	Assembled not available

What is the correct table height?

In general, the table surface should be approximately 8" above the height of the chair seat. This provides sufficient leg space under the table while encouraging good posture.



HEAVY DUTY TOPS

Premium 1" thick laminate table tops provide a solid, durable surface for a multitude of activities. Rounded corners with wraparound protective banding eliminate sharp edges.



STABLE LEG DESIGN

Wide positioning of legs creates a super stable base for tables.

What is the correct chair height?

Age is not always a good basis for appropriate chair height. A better method is to ensure that children's feet are flat on the floor when they are sitting back in the chair.



DURABLE CHAIR END PANELS

Chair end panels of lightweight, high density polyethylene textured plastic will not chip, crack or peel and are impervious to water.



RECTANGULAR TABLE

- 48W x 24D rectangular 1"-thick top with spaces for 4-6 children
- Adjustable height legs with levelers
- 2 models, based on table height ranges: 14" to 23" & 21" to 30"



Royal Blue/Maple



Maple/Maple



Maple/Maple

TABLE HEIGHT RANGE: 14" to 23"

MAPLE/MAPLE

ROYAL BLUE/MAPLE

RTA (2 Boxes):
TM9300R.S22S0

RTA (2 Boxes):
TM9300R.S23S0

Assembled not available

Assembled not available

TABLE HEIGHT RANGE: 21" to 30" (shown)

MAPLE/MAPLE

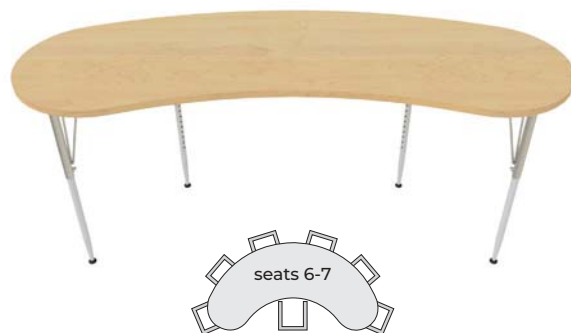
ROYAL BLUE/MAPLE

RTA (2 Boxes):
TM9301R.S22S0

RTA (2 Boxes):
TM9301R.S23S0

Assembled not available

Assembled not available



CURVED TABLE

- 72W x 26D curved 1"-thick top with spaces for 6-7 children
- Adjustable height legs with levelers
- 2 models, based on table height ranges: 14" to 23" & 21" to 30"



Maple/Maple



Royal Blue/Maple



Royal Blue/Maple

TABLE HEIGHT RANGE: 14" to 23"

MAPLE/MAPLE

ROYAL BLUE/MAPLE

RTA (2 Boxes):
TM9372R.S22S0

RTA (2 Boxes):
TM9372R.S23S0

Assembled not available

Assembled not available

TABLE HEIGHT RANGE: 21" to 30" (shown)

MAPLE/MAPLE


ROYAL BLUE/MAPLE

RTA (2 Boxes):
TM9373R.S22S0

RTA (2 Boxes):
TM9373R.S23S0

Assembled not available

Assembled not available



Royal Blue/Maple

6" ACTIVITY CHAIR

- 13W x 13H x 12-1/2D
- 6" seat height
- High density polyethylene end panels with textured finish
- Laminate seat/back
- Sold in set of 2 chairs

BEIGE/MAPLE	ROYAL BLUE/MAPLE
Assembled (1 Box): TM2134A.S2222	Assembled (1 Box): TM2134A.S3322
RTA (1 Box): TM2134R.S2222	RTA (1 Box): TM2134R.S3322



Beige/Maple

8" ACTIVITY CHAIR

- 13W x 15H x 12-1/2D
- 8" seat height
- High density polyethylene end panels with textured finish
- Laminate seat/back
- Sold in set of 2 chairs

BEIGE/MAPLE	ROYAL BLUE/MAPLE
Assembled (1 Box): TM2135A.S2222	Assembled (1 Box): TM2135A.S3322
RTA (1 Box): TM2135R.S2222	RTA (1 Box): TM2135R.S3322

22




Beige/Maple

10" ACTIVITY CHAIR

- 13W x 18H x 12-1/2D
- 10" seat height
- High density polyethylene end panels with textured finish
- Laminate seat/back
- Sold in set of 2 chairs

BEIGE/MAPLE	ROYAL BLUE/MAPLE
Assembled (1 Box): TM2136A.S2222	Assembled (1 Box): TM2136A.S3322
RTA (1 Box): TM2136R.S2222	RTA (1 Box): TM2136R.S3322



Beige/Maple

Flip over for
6" and 10"
seat heights
or table!

ACTIVITY CUBE

- 13W x 15H x 14D
- High density polyethylene end panels with textured finish
- Laminate seat/back
- Sold in set of 2 cubes



10" chair

Table

6" chair

BEIGE/MAPLE	ROYAL BLUE/MAPLE
Assembled (1 Box): TM2137A.S2222	Assembled (1 Box): TM2137A.S3322
RTA (1 Box): TM2137R.S2222	RTA (1 Box): TM2137R.S3322

CHANGING FURNITURE

Plywood Construction

Well-equipped changing stations for infants and toddlers in Baltic Birch Plywood.

Sturdy molded tops, lockable doors and diaper wall storage will make diaper duty a snap!



Roll of changing paper included with every table.



Changing table pad available separately.



DIAPER WALL STORAGE

- 46W x 22-1/2H x 12D
- 8 diaper cubbies
- Divided upper shelf
- Must be securely attached to building structure

NATURAL BIRCH

Assembled (1 Box):

TM4336A.SBBBB

RTA (2 Boxes):

TM4336R.SBBBB



INFANT CHANGING TABLE

- 47W x 37-1/2H x 23-1/2D
- Lockable storage cabinet base
- Lockable trash compartment
- Easy clean, 1-piece molded top, 7" deep well
- Roll paper dispenser, roll of changing paper

NATURAL BIRCH

Assembled (1 Box):

TM4530A.SBBBB

RTA not available



TODDLER WALKUP CHANGING TABLE

- 47W x 37-1/2H x 23-1/2D
- Roll out stairs behind locking door
- Lockable storage cabinet base
- Easy clean, 1-piece molded top, 7" deep well
- Roll paper dispenser, roll of changing paper

NATURAL BIRCH

Assembled (1 Box):

TM4534A.SBBBB

RTA not available

ACCESSORIES

Equip the classroom with useful, durable Accessories to enhance the learning space. From easily sanitized changing pads, to an assortment of bins, Tot Mate® accessories are designed to complement education furniture.

24



MINI TRANSLUCENT BINS

- 7-3/4W x 5-1/8H x 11-1/4D
- Pack of 10 translucent molded bins

PACK OF 10 BINS

RTA (1 Box):
TM7518R.S0000



SMALL TRANSLUCENT BINS

- 12-1/2W x 3H x 16-3/4D
- Pack of 10 translucent molded bins

PACK OF 10 BINS

RTA (1 Box):
TM7521R.S0000



MEDIUM TRANSLUCENT BINS

- 12-1/2W x 6H x 16-3/4D
- Pack of 10 translucent molded bins

PACK OF 10 BINS

RTA (1 Box):
TM7522R.S0000



LARGE TRANSLUCENT BINS

- 12-1/2W x 12H x 16-3/4D
- Pack of 5 translucent molded bins

PACK OF 5 BINS

RTA (1 Box):
TM7523R.S0000



SMALL OPAQUE BINS

- 10W x 8-1/2H x 10-5/8D
- Pack of 5 opaque white molded bins

PACK OF 5 BINS

RTA (1 Box):
TM7519R.S0000




LARGE OPAQUE BINS

- 11W x 11-1/16H x 12-3/4D
- Pack of 5 opaque white molded bins

PACK OF 5 BINS

RTA (1 Box):
TM7520R.S0000




CHANGING TABLE PAD

- 34W x 1H x 16D
- White vinyl
- Fits all Tot Mate® changing tables

1 PAD

RTA (1 Box):
TM8311R.S0000









CHANGING TABLE PAPER

- 18" wide by 230' long, each roll
- Fits all Tot Mate® changing tables

CASE OF 12 ROLLS

RTA (1 Box):
TM8331R.S0000

BIN COMPATIBILITY CHART

MODEL#	DESCRIPTION	BIN USAGE ("X" indicates bin will fit inside unit*)					
		TM7518 Mini Translucent Bin	TM7519 Small Opaque Bin	TM7520 Large Opaque Bin	TM7521 Small Translucent Bin	TM7522 Medium Translucent Bin	TM7523 Large Translucent Bin
							
TM2084	Single-Door Tall Cabinet	X	X	X	X	X	X
TM2182	Toddler Play Center	X					
TM2185	Book Bench Cubbie	X					
TM2202	Toddler Compartment Storage	X	X				
TM2206	School Age Compartment Storage	X	X				
TM2224	Toddler Shelf Storage	X	X				
TM2226	Preschool Shelf Storage	X	X				
TM2264	Double-Door Tall Cabinet	X	X				
TM2302	Toddler Shelf Storage	X	X				
TM2304	Preschool Shelf Storage	X	X				
TM2306	School Age Shelf Storage	X	X				
TM2313	2-Level Wall Cabinet	X	X				
TM2317	3-Level Wall Cabinet	X	X				
TM2336	Diaper Wall Storage	X					
TM2410	Wall Cubbie Storage	X					
TM2431	School Age Floor Locker	X					
TM2432	Toddler Floor Locker	X					
TM2433	Preschool Floor Locker	X					
TM4336	Diaper Wall Storage	X					
TM4530	Infant Changing Table	X	X	X	X	X	X
TM4534	Toddler Walkup Changing Table	X	X	X	X	X	X
TM8530	Infant Changing Table	X	X		X	X	X
TM8534	Toddler Walkup Changing Table	X	X		X	X	X
TM8543	Toddler Walkup Changing Table	X	X		X	X	X
TML401	2-Section Wall Locker	X					
TML402	3-Section Wall Locker	X					
TML403	5-Section Wall Locker	X					
TMS101	School Age Shelf Storage	X	X	X			
TMS301	Preschool Shelf Storage	X	X	X			
TMS302	Toddler Shelf Storage	X	X	X	X	X	
TMS303	Preschool Compartment Storage	X	X	X	X	X	
TMS401	School Age Shelf Storage	X	X	X	X	X	
TMS501	Book/Toy Storage	X					
TMU401	Infant Changing Table	X	X		X	X	X
TMU701	Infant Changing Table	X	X		X	X	X
TMW301	4-Compartment Wall Cabinet	X	X	X	X	X	X

*Bins may not fit inside all compartments of a compatible unit.

FURNITURE CARE & MAINTENANCE

Q: *How should I routinely clean and care for Tot Mate® products?*

Laminate Construction

Cleaning surfaces is a breeze with the durable materials used in our Tot Mate® furniture. Clean surfaces using a damp cloth and mild soap. Tougher stains such as paints and markers can be removed using a mild household cleanser and soft bristled brush. Certain chemicals may damage the furniture surface; please review our list of cleaners to avoid.

Plywood Construction

Furniture made with Tot Mate® Baltic Birch Plywood can be cleaned with a soft lint-free cloth and a silicone-free furniture cleaner specifically formulated for wood. Avoid using abrasive cleansers, bleach solutions or household cleansers not intended for wood surfaces. Do not allow liquid to pool and remain standing. Quickly wipe away moisture to ensure long-lasting performance of your furniture. Please review our list of cleaners to avoid.

Q: *How can I disinfect Tot Mate® products?*

Laminate Construction

A solution made from a ratio of 10% bleach / 90% water can be used routinely to disinfect laminate surfaces or remove stubborn stains and marks. Apply the solution then wipe the surface dry. Bleach full strength can damage the surface if left on for more than 20 minutes.

WARNING: *Never leave the bleach bottle with a wet bottom sitting on the plastic. The full-strength container used to make the solution should be stored in a locked cabinet interior with a dry bottom, away from children.*

Q: *What products should I avoid using on my Tot Mate® furniture?*

Laminate Construction

Plywood Construction

Acidic or abrasive cleansers can damage surfaces. Do not use them on laminate or plywood.

Steel wool and other abrasive pads will damage laminate and plywood. Do not use them to clean Tot Mate® products, and do not store steel wool pads directly on surfaces. The metal can rust and leave stains.

Rust removers, drain cleaners and toilet bowl cleaners contain harsh chemicals that can quickly cause permanent damage. If a spill occurs, wipe off all residue immediately, wash thoroughly with soapy water and rinse several times.

For plywood, avoid the use of paste wax and polishes that contain silicone. The wax buildup is difficult to remove and will leave a residue that attracts dust.

WARNING: *Do not use products containing these chemicals: hydrochloric acid, sulfuric acid, hydrofluoric acid, phosphoric acid, sodium hydroxide or products with rust remover or lye.*

MOLDED CHANGING TABLE TOP CARE & MAINTENANCE

Q: How should I clean my molded changing table top?

Your changing table top may be cleaned with warm water and mild soap and cleaners, such as those used for hands, dishes or general-purpose cleaning.

For more aggressive cleaning, a gentle abrasive cleaner applied with a soft cloth may be used.

WARNING: Do not use cleaners containing acetone, acids, alkalis, sodium hydroxide, rust removing chemicals, toilet bowl cleaning chemicals, D-Limonene or Linalool.

D-Limonene and/or Linalool are ingredients in citrus-based cleansers and may harm plastic surfaces.

Exercise extreme caution using any drain cleaners, as they may damage the changing table top. Make sure the drain cleaning agent goes down the drain outlet and does not sit in the basin of the sink, if the top is so equipped, for minimal exposure time.

Never pour boiling water directly into the basin.

Do not use the basin to hold ice for extended periods of time.

Q: How can I disinfect my molded changing table top?

A solution made from a ratio of 10% bleach / 90% water can be used routinely to disinfect plastic tops. Apply the solution then wipe the surface dry. Bleach full strength can damage the surface if left on for more than 20 minutes.

WARNING: Never leave the bleach bottle with a wet bottom sitting on the plastic. The full-strength container used to make the solution should be stored in a locked cabinet interior with a dry bottom, away from children.

Q: How should I clean the surface if harsh chemicals come in contact?

Immediately wash the surface with a liberal amount of water, then wipe and dry it with soft wipe materials to ensure the chemical has dissipated. Use proper precautions and safety measures to avoid personal injury. Repeat the steps if unsure whether the chemical has been fully cleaned from the surface.

PRODUCT FEATURES

LAMINATE CONSTRUCTION

PAGES
4-22

THERMALLY FUSED LAMINATE SURFACES
RECYCLED & RECLAIMED CORE MATERIALS
MAPLE WOODGRAIN WITH MAPLE OR ROYAL BLUE ACCENTS

SUPERIOR STRENGTH

Using modern manufacturing technology, $\frac{3}{4}$ "-thick material, precision dowel pin structural joinery, deep thread connectors and predrilled holes provide easy assembly with superior holding power.



HIGH IMPACT EDGES

All edges and corners are high impact resistant, solid PVC banding material.

EASY-TO-CLEAN

Tough laminate surfaces resist stains and spills, making clean-up quick and easy.



NO SHARP CORNERS

Side panels and table tops feature rounded corners with wraparound protective edge to eliminate sharp corners and panel edges.



28

PLYWOOD CONSTRUCTION

PAGE
23

11-PLY BALTIC BIRCH PLYWOOD
FINISHED IN NATURAL BIRCH COLORATION

CHILD FRIENDLY SURFACES

Easy-to-clean, durable UV cured surfaces. Quickly wipe away sticky fingerprints and germs.



NO SHARP CORNERS

Radiused edges eliminate sharp corners.



SUPERIOR STRENGTH

Using modern manufacturing technology, $\frac{5}{8}$ "-thick material and integrated dowel pin construction provide exceptional joint strength.



ENVIRONMENTAL & SUSTAINABLE ATTRIBUTES

800.350.3270

Stevens Industries, Inc., the manufacturer of Tot Mate®, is committed to environmental/sustainable responsibility. From our well-informed choice of materials to our state-of-the-art manufacturing, Tot Mate's final products are assured to be safe and environmentally friendly. Attributes include but are not limited to:



Architectural Woodwork Institute (AWI):

Architectural Woodwork Institute (AWI) was established in 1954 for producers of custom millwork. Since its inception, the group has dedicated its resources to improving architectural woodwork industry standards through education and collaborative efforts by its members. AWI members offer customers the added assurance that the manufacturer is knowledgeable of, and adheres to, the industry's high standards. We're proud to be a long-standing AWI member. www.awinet.org



The Architectural Woodwork Institute Quality Certification Program (AWI QCP) has been available since 1995. This program has been recognized by architects, designers and specifiers as the authoritative source of guidance on fine architectural woodwork. It offers an increased level of consumer protection in architectural woodwork sections of construction documents and allows designers and specifiers to include a total quality management mechanism for woodwork in project documents. www.awiqcp.org



UL GREENGUARD Certification:

Stevens Industries, Inc. is proud to be one of the few casework, millwork and panel laminators to have achieved GREENGUARD Gold Certification for our products. Our high-quality laminated products meet stringent chemical emissions limits. GREENGUARD Gold Certification (formerly known as GREENGUARD Children & Schools Certification) includes health based criteria for additional chemicals and also requires lower total VOC emissions levels to ensure that products are acceptable for use in environments such as schools and healthcare, to account for sensitive individuals (such as children and the elderly). It is referenced by both The Collaborative for High Performance Schools (CHPS) and the Leadership in Energy and Environmental Design (LEED) Building Rating System. For a complete list of our UL GREENGUARD Certified products, visit: www.ul.com/gg



Forest Stewardship Council (FSC):

FSC® (Forest Stewardship Council®) certification ensures that products come from responsibly managed forests that provide environmental, social and economic benefits. FSC Trademark License Code: FSC-C014934. Ask us about our FSC products! www.fsc.org

29

American Institute of Architects (AIA):

Since its inception in 1857, the American Institute of Architects (AIA) has served as a resource for members and a voice of the industry. The AIA sponsors continuing education for those in the field, sets industry standards in contract documentation, and conducts market research and analysis. AIA celebrates the artistic designs of its members and recognizes their work through an awards program. www.aia.org

American Society for Quality (ASQ):

American Society for Quality (ASQ) is the world's leading membership organization devoted to quality. When ASQ says "quality" they mean best practices, continuous improvement, and tapping the full power of knowledge. www.asq.org

Construction Specifications Institute (CSI):

Construction Specifications Institute (CSI) is a national association of specifiers, architects, engineers, contractors, building materials suppliers and others involved in commercial and institutional building design and construction. The organization has 145 chapters and more than 16,000 members. CSI provides technical information and products, continuing education, professional conferences, and product shows to enhance communication among all disciplines of building design and construction, and to meet the industry's need for a common system of organizing and presenting construction information. www.csinet.org

National Association for the Education of Young Children (NAEYC):

The National Association for the Education of Young Children (NAEYC) is dedicated to improving the well-being of all young children, with particular focus on the quality of educational and developmental services for all children from birth through age 8. NAEYC is committed to becoming an increasingly high performing and inclusive organization. www.naeyc.org

<90ppm lead content standard under Consumer Product Safety Improvement Act (CPSIA)

Exceeds California Air Resources Board (CARB) 2 requirements

Stevens will be compliant with TSCA Title VI.

Complies with California's Prop 65

MODEL NUMBER INDEX

TM2084	14	TM7519	24
TM2125	19	TM7520	24
TM2127	19	TM7521	24
TM2128	19	TM7522	24
TM2131	17	TM7523	24
TM2132	16	TM8311	24
TM2133	16	TM8331	24
TM2134	22	TM8350	7
TM2135	22	TM8352	7
TM2136	22	TM8360	7
TM2137	22	TM8362	7
TM2181	17	TM8530	4
TM2182	19	TM8534	5
TM2185	17	TM8543	5
TM2202	11	TM9300	21
TM2206	11	TM9301	21
TM2224	10	TM9372	21
TM2226	10	TM9373	21
TM2264	14	TM9418	20
TM2302	8	TM9419	20
TM2304	9	TM9428	20
TM2306	9	TM9429	20
TM2313	15	TML401	13
TM2317	15	TML402	13
TM2321	18	TML403	13
TM2325	18	TMS101	10
TM2336	5	TMS301	9
TM2410	13	TMS302	8
TM2431	12	TMS303	11
TM2432	12	TMS401	9
TM2433	12	TMS501	17
TM4336	23	TMU401	4
TM4530	23	TMU701	5
TM4534	23	TMW301	15
TM7518	24		

earth~friendly
kid~inspired
built~to~last



Tot Mate®
by Stevens Industries, Inc.

TOTMATE.com

800.350.3270

©2018 Stevens Industries, Inc. All Rights Reserved.

Due to continuing product development, Stevens reserves the right to change specifications without notice.
Colors shown in this catalog are printed reproductions. For accurate selection, samples available upon request.
3602.4/18